

# **TRAVIS COUNTY ESD #3 BOARD MEETING**

## **TABLE OF CONTENTS**

April 28, 2025

|   |                      |
|---|----------------------|
| <b>1. Agenda</b>                        | <b>page 1</b>        |
| <b>2. Minutes from March 24, 2025</b>   | <b>pages 2 - 3</b>   |
| <b>3. Treasurer's Report</b>            | <b>pages 4 - 14</b>  |
| <b>4. Payments over \$2,000</b>         | <b>page 15</b>       |
| <b>5. Investment Officer's Report</b>   | <b>page 16</b>       |
| <b>6. Sales Tax Statistics</b>          | <b>pages 17 - 25</b> |
| <b>7. Chief's Monthly Status Report</b> | <b>pages 26 - 31</b> |

NOTICE IS HEREBY GIVEN that the Board of Emergency Services Commissioners of Travis County Emergency Services District No. 3 (TCESD3) will hold a regular and publicized meeting at 7:00 p.m. on Monday, April 28, 2025, in the Community Room of TCESD3 Station 302 located at 4111 Barton Creek Blvd., Austin, Travis County, Texas. The subject of and matters to be considered at said meeting include, among other business, the following:

1. Call to order.
2. Proof of quorum.
3. General visitor communications: Receive comments from visitors.
4. Review and approve the minutes of March 24, 2025, regular meeting of the District.
5. Review and approval of the Treasurers' monthly report for March 2025.
6. Approve payments over \$2,000 from March 20 to April 24, 2025.
7. Review and approve Investment Officers Quarterly Report
8. Review of Sales Tax Statistics
9. Review of Chief's Monthly Status Reports
  1. Significant incident runs;
  2. Statistics;
  3. Special Project Updates
10. Other Business:
  1. Report on any ESDCC activities. Announcement of the next ESDCC meeting dates.
  2. Commissioner Announcements (no action will be taken on any such announcements).
11. Announcement of future meeting dates of the Board of ESD 03 Commissioners.
12. Under Texas Government Code 555.072 (Deliberations about Real Property), the Board will call for a CLOSED MEETING
13. Adjourn

By: \_\_\_\_\_ Herb Holloway, Business Manager

NOTE: The Board of Emergency Services Commissioners reserves the right to adjourn into Closed Meeting at any time during the course of this meeting to discuss any of the agenda items listed above as authorized by Texas Government Code, Section 551.071 (Consultation with Attorney), 551.072 (Deliberations about Real Property), 551.073 (Deliberations about Gifts and Donations), 551.074 (Personnel Matters), and 551.076 (Deliberations about Security Devices) or other applicable law. Travis County Emergency Services District Number 3 is committed to compliance with the Americans with Disabilities Act. Reasonable modification and equal access to communications will be provided upon request. Please call the District Administrative Office at 288-5534 for information. Hearing impaired or speech disabled persons equipped with telecommunication devices for the deaf may call the statewide Relay Program at 1-800-735-2988 or by dialing '711'. Visitor Communications are regular agenda items at monthly meetings of the Board of Emergency Services Commissioners of Travis County Emergency Services District Number 3. Visitors who wish to speak under Visitor's Communications must sign up before the meeting is called to order. Each person, organization or group wishing to address the Board will be allowed a maximum of three (3) minutes to speak on items on the agenda or other business of the District. Speakers may register in person at the posted location of the meeting, starting 30 minutes prior to the start of the meeting and using the form provided. The speaker will give his/her name, address, organizational affiliation, if any, and indicate the subject he/she intends to address. The Board welcomes citizen comment on any issue, but the Open Meetings Act prohibits any board action on issues not posted on the agenda. The District reserves the right to terminate any presentation by a speaker if it is disruptive of the good conduct of the meeting, or is in violation of law.

The undersigned affirms and states that he posted or caused to be posted a true and correct copy of the foregoing notice at a place convenient to the public at the Travis County ESD3 Administrative Office, 4111 Barton Creek Boulevard, Travis County, Texas, a location within said Travis County Emergency Services District Number 3 at \_\_\_\_\_ .M. on April 24, 2025.

By: \_\_\_\_\_ Herb Holloway, Business Manager

# **Minutes of Travis County Emergency Services District #3**

---

## **March 24, 2025**

Attached to and incorporated into these minutes is a copy of the official agenda for the March 24, 2025 meeting.

Under Agenda Item 1 & 2: Commissioner President Edd New called the Travis County Emergency Services District #3 (TCESD# 3, the District) Board of Commissioners' regular meeting to order at 7:00 p.m. A quorum was established with Commissioners John Villanacci, David Detwiler, Carroll Knight, and Matt Escobedo in attendance. Fire department personnel present at the meeting included: Chief Wittig, Assistant Chief Ramsdell, Business Manager Herb Holloway, Andrea Burgard of Maxwell Locke & Ritter, and Firefighters Lemke, Stinson, Patton, Lyngaas

Under Agenda Item 3: No announcements were made.

Under Agenda Item 4: The September 30, 2024 Audit was presented by Andrea Burgard of Maxwell Locke & Ritter. Commissioner Villanacci moved to approve. Commissioner Escobedo seconded the motion, which was carried unanimously.

Under Agenda Item 5: The Statement of Officer was recited and solemnly sworn to by all five (5) TCESD #3 Commissioners and Executed by same. All five (5) Commissioners then took the Oath of Office to faithfully execute the duties of the office of Travis County Emergency Services District #3. Business Manager Herbert Holloway certified their Oaths and signed to such.

Under Agenda Item 6: A reconfirmation of Title of Position was agreed to by all Commissioners.

President – J. Edd New

Vice President – John Villanacci

Treasurer – Carrol D. Knight

Assistant Treasurer – David Detwiler

Commissioner – Matt Escobedo

Under Agenda Item 7: The minutes of the February 24, 2025 Regular meeting were reviewed. Commissioner Detwiler moved to approve. Commissioner Knight seconded the motion, which was carried unanimously.

Under Agenda Item 8: The Treasurers Report ending February 2025 was reviewed. Commissioner Knight moved to approve. Commissioner Detwiler seconded the motion, which was carried unanimously.

Under Agenda Item 9: Checks over \$2,000 from February 20 to March 20, 2025 were reviewed. Commissioner Villanacci moved to approve. Commissioner Escobedo seconded the motion, which was carried unanimously.

Under Agenda Item 10: Chief Wittig presented the Sales Tax reports.

Under Agenda Item 11: Assistant Chief Ramsdell presented the Monthly Status Report

Under Agenda Item 12: It was announced that the next ESDCC meeting would be held on March 29, 2025 in Pflugerville.

Under Agenda Item 13: It was announced that the next REGULAR Board meetings of TCESD #3 would be held on April 28, May 19, and June 23, 2025 at Station 302.

Under Agenda Item 14: President New called a closed meeting under Texas Government Code 555.072 (Deliberations about Real Property) at 8:15 p.m. The Closed Meeting was reopened into the Regular Meeting at 9:07 p.m. Mr. New reported no actions were taken during the closed meeting.

Under Agenda Item 15: Meeting was adjourned at 9:10 p.m.

NOTICE IS HEREBY GIVEN that the Board of Emergency Services Commissioners of Travis County Emergency Services District No. 3 (TCESD3) will hold a regular and publicized meeting at 7:00 p.m. on Monday, March 24, 2025, in the Community Room of TCESD3 Station 302 located at 4111 Barton Creek Blvd., Austin, Travis County, Texas. The subject of and matters to be considered at said meeting include, among other business, the following:

1. Call to order.
2. Proof of quorum.
3. General visitor communications: Receive comments from visitors.
4. Approve Financial Audit ending September 30, 2024, presentation by Maxwell Locke & Ritter – Andrea Burgard.
5. Actions on statements of appointed Commissioners and administration of Oath of Office for Commissioners.
6. Reconfirm or Reappoint Commissioners Officers positions.
7. Review and approve the minutes of February 24, 2025, regular meeting of the District.
8. Review and approval of the Treasurers' monthly report for February 2025.
9. Approve payments over \$2,000 from February 21 to March 20, 2025.
10. Review of Sales Tax Statistics
11. Review of Chief's Monthly Status Reports
  1. Significant incident runs;
  2. Statistics;
  3. Special Project Updates
12. Other Business:
  1. Report on any ESDCC activities. Announcement of the next ESDCC meeting dates.
  2. Commissioner Announcements (no action will be taken on any such announcements).
13. Announcement of future meeting dates of the Board of ESD 03 Commissioners.
14. Under Texas Government Code 555.072 (Deliberations about Real Property), the Board will call for a CLOSED MEETING
15. Adjourn.

By: \_\_\_\_\_ Herb Holloway, Business Manager

NOTE: The Board of Emergency Services Commissioners reserves the right to adjourn into Closed Meeting at any time during the course of this meeting to discuss any of the agenda items listed above as authorized by Texas Government Code, Section 551.071 (Consultation with Attorney), 551.072 (Deliberations about Real Property), 551.073 (Deliberations about Gifts and Donations), 551.074 (Personnel Matters), and 551.076 (Deliberations about Security Devices) or other applicable law. Travis County Emergency Services District Number 3 is committed to compliance with the Americans with Disabilities Act. Reasonable modification and equal access to communications will be provided upon request. Please call the District Administrative Office at 288-5534 for information. Hearing impaired or speech disabled persons equipped with telecommunication devices for the deaf may call the statewide Relay Program at 1-800-735-2988 or by dialing '711'. Visitor Communications are regular agenda items at monthly meetings of the Board of Emergency Services Commissioners of Travis County Emergency Services District Number 3. Visitors who wish to speak under Visitor's Communications must sign up before the meeting is called to order. Each person, organization or group wishing to address the Board will be allowed a maximum of three (3) minutes to speak on items on the agenda or other business of the District. Speakers may register in person at the posted location of the meeting, starting 30 minutes prior to the start of the meeting and using the form provided. The speaker will give his/her name, address, organizational affiliation, if any, and indicate the subject he/she intends to address. The Board welcomes citizen comment on any issue, but the Open Meetings Act prohibits any board action on issues not posted on the agenda. The District reserves the right to terminate any presentation by a speaker if it is disruptive of the good conduct of the meeting, or is in violation of law.

The undersigned affirms and states that he posted or caused to be posted a true and correct copy of the foregoing notice at a place convenient to the public at the Travis County ESD3 Administrative Office, 4111 Barton Creek Boulevard, Travis County, Texas, a location within said Travis County Emergency Services District Number 3 at \_\_\_\_\_ .M. on March 20, 2025.

By: \_\_\_\_\_ Herb Holloway, Business Manager

## NOTES TO THE FINANCIAL STATEMENTS

- 1) Balance Sheet – The District holds \$3,000,390 more in cash than last year.
- 2) Treasury Bills – Reserve are maintaining their original planned five-layer ladder of \$1.2 million each. Each layer of maturity is from 3 months to 1 year. Average rate of return is 4.71%
- 3) Wells Fargo CD's that mature will continue to roll into the WF Advisors-Cash Sweep account. Those \$2,400,000 of maturing CD's will be transferred into TexPool and Treasury Bills over time. In April 2025 \$490,000 of those CD's matured. In June 2025 \$735,000. The balance of \$1.2 million will mature in October and November of this year.
- 4) Revenue & Expense – March 2025 only. The comparison to last March is very close in all the income and expense accounts.
- 5) Revenue & Expense Year to Date has a \$1,492,569 Total Revenue higher than last year. Total expenses are comparative to last year. That increase in revenue brings total revenue YTD to \$3,045,710.
- 6) Budget vs. Actual for the six months is tracking positive on nearly all accounts.
- 7) Checks over \$2,000 are all self explanatory.

**Travis County ESD#3**  
**Balance Sheet Prev Year Comparison**  
As of March 31, 2025

|                                   | <b>Mar 31, 25</b>    | <b>Mar 31, 24</b>    | <b>\$ Change</b>    |
|-----------------------------------|----------------------|----------------------|---------------------|
| <b>ASSETS</b>                     |                      |                      |                     |
| <b>Current Assets</b>             |                      |                      |                     |
| <b>Checking/Savings</b>           |                      |                      |                     |
| 112 - Charles Swab - Cash Sweep   | 1,227.71             | 0.00                 | 1,227.71            |
| 113 - Treasury Bills - RESERVE    | 6,153,145.67         | 3,001,860.00         | 3,151,285.67        |
| 110 - WF ADVISORS - Cash Sweep    | 269,780.43           | 52,006.02            | 217,774.41          |
| 100 WF Money Market 8960          | 3,763,927.22         | 4,523,865.12         | -759,937.90         |
| 102 WF Checking Plus 8760         | 200,084.64           | 216,684.62           | -16,599.98          |
| 103 WF RESERVE Savings 7928       | 813,885.33           | 806,560.98           | 7,324.35            |
| 104 WF General CDs                | 1,450,000.00         | 1,470,000.00         | -20,000.00          |
| 105 WF RESERVE CDs                | 960,000.00           | 980,000.00           | -20,000.00          |
| 107 WF 2005 & 2013 Bond Debt      | 113,466.76           | 27,490.78            | 85,975.98           |
| 108 TexPool Investment 001        | 6,691,733.00         | 6,371,142.59         | 320,590.41          |
| 109 TexPool RESERVE 002           | 683,592.89           | 650,842.97           | 32,749.92           |
| 115 Petty Cash                    | 145.00               | 145.00               | 0.00                |
| <b>Total Checking/Savings</b>     | <b>21,100,988.65</b> | <b>18,100,598.08</b> | <b>3,000,390.57</b> |
| <b>Accounts Receivable</b>        |                      |                      |                     |
| 125 Accounts Receivable           | 41,754.50            | 36,659.35            | 5,095.15            |
| <b>Total Accounts Receivable</b>  | <b>41,754.50</b>     | <b>36,659.35</b>     | <b>5,095.15</b>     |
| <b>Other Current Assets</b>       |                      |                      |                     |
| Accounts Receivable - Audit       | 16,083.00            | 0.00                 | 16,083.00           |
| Deferred Inflow                   | -15,482.00           | 0.00                 | -15,482.00          |
| Due from Gen. Fund to Debt Serv   | 0.00                 | 9,592.00             | -9,592.00           |
| 123 - Sales Tax Receivable        | 965,682.56           | 1,045,090.82         | -79,408.26          |
| 1021 Texas Compt. Reserve Acct    | 9,132.56             | 8,229.57             | 902.99              |
| 120 A/R Property Taxes 1yr +      | 147,209.15           | 88,448.18            | 58,760.97           |
| 121 Allowance for Doubtful A/Cs   | -22,081.00           | -10,051.00           | -12,030.00          |
| 131 - Prepaid Expenses            | 292,254.35           | 0.00                 | 292,254.35          |
| <b>Total Other Current Assets</b> | <b>1,392,798.62</b>  | <b>1,141,309.57</b>  | <b>251,489.05</b>   |
| <b>Total Current Assets</b>       | <b>22,535,541.77</b> | <b>19,278,567.00</b> | <b>3,256,974.77</b> |
| <b>Fixed Assets</b>               |                      |                      |                     |
| Land and Land Improvements        | 1,350,661.00         | 1,350,661.00         | 0.00                |
| Fire Trucks and Vehicles          | 3,630,794.70         | 3,630,794.70         | 0.00                |
| Office and Other Equipment        | 1,135,763.42         | 827,920.42           | 307,843.00          |
| Buildings                         | 7,367,126.73         | 7,196,899.73         | 170,227.00          |
| Accumulated Depreciation          | -5,730,768.15        | -5,175,324.15        | -555,444.00         |
| <b>Total Fixed Assets</b>         | <b>7,753,577.70</b>  | <b>7,830,951.70</b>  | <b>-77,374.00</b>   |
| <b>TOTAL ASSETS</b>               | <b>30,289,119.47</b> | <b>27,109,518.70</b> | <b>3,179,600.77</b> |

**Travis County ESD#3**  
**Balance Sheet Prev Year Comparison**  
As of March 31, 2025

|   | <b>Mar 31, 25</b>        | <b>Mar 31, 24</b>        | <b>\$ Change</b>        |
|---|--------------------------|--------------------------|-------------------------|
| <b>LIABILITIES &amp; EQUITY</b>           |                          |                          |                         |
| <b>Liabilities</b>                        |                          |                          |                         |
| <b>Current Liabilities</b>                |                          |                          |                         |
| <b>Other Current Liabilities</b>          |                          |                          |                         |
| Accounts Payable - Audit                  | 42,063.26                | 0.00                     | 42,063.26               |
| Due to Debt Serv. from Gen. Fun           | 0.00                     | 9,592.00                 | -9,592.00               |
| 200 Deferred Revenue - Prop Tax           | 125,128.15               | 88,448.18                | 36,679.97               |
| 260 Accrued salaries payable              | 256,649.98               | 221,574.45               | 35,075.53               |
| <b>Total Other Current Liabilities</b>    | <b>423,841.39</b>        | <b>319,614.63</b>        | <b>104,226.76</b>       |
| <br><b>Total Current Liabilities</b>      | <br><b>423,841.39</b>    | <br><b>319,614.63</b>    | <br><b>104,226.76</b>   |
| <br><b>Long Term Liabilities</b>          |                          |                          |                         |
| Accrued Vacation Payable                  | 395,966.00               | 360,021.00               | 35,945.00               |
| 2013 Limited Bonds                        | 80,000.00                | 165,000.00               | -85,000.00              |
| <b>Total Long Term Liabilities</b>        | <b>475,966.00</b>        | <b>525,021.00</b>        | <b>-49,055.00</b>       |
| <br><b>Total Liabilities</b>              | <br><b>899,807.39</b>    | <br><b>844,635.63</b>    | <br><b>55,171.76</b>    |
| <br><b>Equity</b>                         |                          |                          |                         |
| Investment in Fixed Assets                | 7,775,614.52             | 8,467,452.61             | -691,838.09             |
| Fund Balance - Unassigned                 | 17,269,188.50            | 10,091,787.50            | 7,177,401.00            |
| Fund Balance - Assigned                   | 1,298,798.80             | 6,083,804.45             | -4,785,005.65           |
| Net Revenue                               | 3,045,710.26             | 1,621,838.51             | 1,423,871.75            |
| <b>Total Equity</b>                       | <b>29,389,312.08</b>     | <b>26,264,883.07</b>     | <b>3,124,429.01</b>     |
| <br><b>TOTAL LIABILITIES &amp; EQUITY</b> | <br><b>30,289,119.47</b> | <br><b>27,109,518.70</b> | <br><b>3,179,600.77</b> |

# TCESD # 3 Certificate of Deposit Details

| RESERVE SAVINGS CD's |                 |        |          |          | GENERAL SAVINGS CD's |                     |              |        |          |          |          |
|----------------------|-----------------|--------|----------|----------|----------------------|---------------------|--------------|--------|----------|----------|----------|
| #                    |                 | Bought | Mature   |          | #                    |                     | Bought       | Mature |          |          |          |
| XJX1                 | \$235,000.00    | 4.10%  | 10/31/24 | 1 yr     | 10/31/25             | UCU0                | \$245,000.00 | 5.35%  | 6/5/24   | 1 yr     | 6/5/25   |
| P3X7                 | \$245,000.00    | 4.25%  | 10/9/24  | 6 mnths  | 4/9/25               |                     |              |        |          |          |          |
| QEW4                 | \$245,000.00    | 4.05%  | 10/9/24  | 8 months | 6/9/25               | 3HL0                | \$245,000.00 | 5.35%  | 6/11/24  | 10mnths  | 4/11/25  |
| LPS7                 | \$235,000.00    | 4.10%  | 10/31/24 | 1 yr     | 10/31/25             | VUY3                | \$245,000.00 | 5.30%  | 6/11/24  | 1yr      | 6/11/25  |
|                      |                 |        |          |          |                      | KDH8                | \$235,000.00 | 4.10%  | 11/6/24  | 1 yr     | 11/6/25  |
|                      |                 |        |          |          |                      | 3KV2                | \$245,000.00 | 5.00%  | 3/11/24  | 18 mnths | 9/11/25  |
|                      |                 |        |          |          |                      | PCP2                | \$235,000.00 | 4.20%  | 11/27/24 | 1 yr     | 11/26/25 |
| \$960,000.00         |                 |        |          |          | \$1,450,000.00       |                     |              |        |          |          |          |
| Yearly Return        |                 |        |          |          | Yearly Return        |                     |              |        |          |          |          |
| XJX1                 | Bank of America |        |          |          | UCU0                 | Charles Schwab Bank |              |        |          |          |          |
| P3X7                 | Mizuho Bank     |        |          |          |                      |                     |              |        |          |          |          |
| QEW4                 | Northern Bank   |        |          |          | 3HL0                 | Cross River Bank    |              |        |          |          |          |
| LPS7                 | BMO Bank        |        |          |          | VUY3                 | Goldman Sachs Bank  |              |        |          |          |          |
|                      |                 |        |          |          | KDH8                 | US Bank             |              |        |          |          |          |
|                      |                 |        |          |          | 3KV2                 | Valley Natl Bank    |              |        |          |          |          |
|                      |                 |        |          |          | PCP2                 | Finwise Bank        |              |        |          |          |          |
| \$39,604             |                 |        |          |          | \$71,785             |                     |              |        |          |          |          |



| Total Debt Repayment Schedule |  |  |  |  |  |  |  |  |  |  |  |  |  |  |  |  |  |  |  |  |  |  |  |  |  |  |  |  |  |  |  |  |  |  |  |  |  |  |  |  |  |  |  |  |  |  |  |  |  |  |  |  |  |  |  |  |  |  |  |  |  |  |  |  |  |  |  |  |  |  |  |  |  |  |  |  |  |  |  |  |  |  |  |  |  |  |  |  |  |  |  |  |  |  |  |  |  |  |  |  |  |  |  |  |  |  |  |  |  |  |  |  |  |  |  |  |  |  |  |  |  |  |  |  |  |  |  |  |  |  |  |  |  |  |  |  |  |  |  |  |  |  |  |  |  |  |  |  |  |  |  |  |  |  |  |  |  |  |  |  |  |  |  |  |  |  |  |  |  |  |  |  |  |  |  |  |  |  |  |  |  |  |  |  |  |  |  |  |  |  |  |  |  |  |  |  |  |  |  |  |  |  |  |  |  |  |  |  |  |  |  |  |  |  |  |  |  |  |  |  |  |  |  |  |  |  |  |  |  |  |  |  |  |  |  |  |  |  |  |  |  |  |  |  |  |  |  |  |  |  |  |  |  |  |  |  |  |  |  |  |  |  |  |  |  |  |  |  |  |  |  |  |  |  |  |  |  |  |  |  |  |  |  |  |  |  |  |  |  |  |  |  |  |  |  |  |  |  |  |  |  |  |  |  |  |  |  |  |  |  |  |  |  |  |  |  |  |  |  |  |  |  |  |  |  |  |  |  |  |  |  |  |  |  |  |  |  |  |  |  |  |  |  |  |  |  |  |  |  |  |  |  |  |  |  |  |  |  |  |  |  |  |  |  |  |  |  |  |  |  |  |  |  |  |  |  |  |  |  |  |  |  |  |  |  |  |  |  |  |  |  |  |  |  |  |  |  |  |  |  |  |  |  |  |  |  |  |  |  |  |  |  |  |  |  |  |  |  |  |  |  |  |  |  |  |  |  |  |  |  |  |  |  |  |  |  |  |  |  |  |  |  |  |  |  |  |  |  |  |  |  |  |  |  |  |  |  |  |  |  |  |  |  |  |  |  |  |  |  |  |  |  |  |  |  |  |  |  |  |  |  |  |  |  |  |  |  |  |  |  |  |  |  |  |  |  |  |  |  |  |  |  |  |  |  |  |  |  |  |  |  |  |  |  |  |  |  |  |  |  |  |  |  |  |  |  |  |  |  |  |  |  |  |  |  |  |  |  |  |  |  |  |  |  |  |  |  |  |  |  |  |  |  |  |  |  |  |  |  |  |  |  |  |  |  |  |  |  |  |  |  |  |  |  |  |  |  |  |  |  |  |  |  |  |  |  |  |  |  |  |  |  |  |  |  |  |  |  |  |  |  |  |  |  |  |  |  |  |  |  |  |  |  |  |  |  |  |  |  |  |  |  |  |  |  |  |  |  |  |  |  |  |  |  |  |  |  |  |  |  |  |  |  |  |  |  |  |  |  |  |  |  |  |  |  |  |  |  |  |  |  |  |  |  |  |  |  |  |  |  |  |  |  |  |  |  |  |  |  |  |  |  |  |  |  |  |  |  |  |  |  |  |  |  |  |  |  |  |  |  |  |  |  |  |  |  |  |  |  |  |  |  |  |  |  |  |  |  |  |  |  |  |  |  |  |  |  |  |  |  |  |  |  |  |  |  |  |  |  |  |  |  |  |  |  |  |  |  |  |  |  |  |  |  |  |  |  |  |  |  |  |  |  |  |  |  |  |  |  |  |  |  |  |  |  |  |  |  |  |  |  |  |  |  |  |  |  |  |  |  |  |  |  |  |  |  |  |  |  |  |  |  |  |  |  |  |  |  |  |  |  |  |  |  |  |  |  |  |  |  |  |  |  |  |  |  |  |  |  |  |  |  |  |  |  |  |  |  |  |  |  |  |  |  |  |  |  |  |  |  |  |  |  |  |  |  |  |  |  |  |  |  |  |  |  |  |  |  |  |  |  |  |  |  |  |  |  |  |  |  |  |  |  |  |  |  |  |  |  |  |  |  |  |  |  |  |  |  |  |  |  |  |  |  |  |  |  |  |  |  |  |  |  |  |  |  |  |  |  |  |  |  |  |  |  |  |  |  |  |  |  |  |  |  |  |  |  |  |  |  |  |  |  |  |  |  |  |  |  |  |  |  |  |  |  |  |  |  |  |  |  |  |  |  |  |  |  |  |  |  |  |  |  |  |  |  |  |  |  |  |  |  |  |  |  |  |  |  |  |  |  |  |  |  |  |  |  |  |  |  |  |  |  |  |  |  |  |  |  |  |  |  |  |  |  |  |  |  |  |  |  |  |  |  |  |  |  |  |  |  |  |  |  |  |  |  |  |  |  |  |  |  |  |  |  |  |  |  |  |  |  |  |  |  |  |  |  |  |  |  |  |  |  |  |  |  |  |  |  |  |  |  |  |  |  |  |  |  |  |  |  |  |  |  |  |  |  |  |  |  |  |  |  |  |  |  |  |  |  |  |  |  |  |  |  |  |  |  |  |  |  |  |  |  |  |  |  |  |  |  |  |  |  |  |  |  |  |  |  |  |  |  |  |  |  |  |  |  |  |  |  |  |  |  |  |  |  |  |  |  |  |  |  |  |  |  |  |  |  |  |  |  |  |  |  |  |  |  |  |  |  |  |  |  |  |  |  |  |  |  |  |  |  |  |  |  |  |  |  |  |  |  |  |  |  |  |  |  |  |  |  |  |  |  |  |  |  |  |  |  |  |  |  |  |  |  |  |  |  |  |  |  |  |  |  |  |  |  |  |  |  |  |  |  |  |  |  |  |  |  |  |  |  |  |  |  |  |  |  |  |  |  |  |  |  |  |  |  |  |  |  |  |  |  |  |  |  |  |  |  |  |  |  |  |  |  |  |  |  |  |  |  |  |  |  |  |  |  |  |  |  |  |  |  |  |  |  |  |  |  |  |  |  |  |  |  |  |  |  |  |  |  |  |  |  |  |  |  |  |  |  |  |  |  |  |  |  |  |  |  |  |  |  |  |  |  |  |  |  |  |  |  |  |  |  |  |  |  |  |  |  |  |  |  |  |  |  |  |  |  |  |  |  |  |  |  |  |  |  |  |  |  |  |  |  |  |  |  |  |  |  |  |  |  |  |  |  |  |  |  |  |  |  |  |  |  |  |  |  |  |  |  |  |  |  |  |  |  |  |  |  |  |  |  |  |  |  |  |  |  |  |  |  |  |  |  |  | </ |
|-------------------------------|--|--|--|--|--|--|--|--|--|--|--|--|--|--|--|--|--|--|--|--|--|--|--|--|--|--|--|--|--|--|--|--|--|--|--|--|--|--|--|--|--|--|--|--|--|--|--|--|--|--|--|--|--|--|--|--|--|--|--|--|--|--|--|--|--|--|--|--|--|--|--|--|--|--|--|--|--|--|--|--|--|--|--|--|--|--|--|--|--|--|--|--|--|--|--|--|--|--|--|--|--|--|--|--|--|--|--|--|--|--|--|--|--|--|--|--|--|--|--|--|--|--|--|--|--|--|--|--|--|--|--|--|--|--|--|--|--|--|--|--|--|--|--|--|--|--|--|--|--|--|--|--|--|--|--|--|--|--|--|--|--|--|--|--|--|--|--|--|--|--|--|--|--|--|--|--|--|--|--|--|--|--|--|--|--|--|--|--|--|--|--|--|--|--|--|--|--|--|--|--|--|--|--|--|--|--|--|--|--|--|--|--|--|--|--|--|--|--|--|--|--|--|--|--|--|--|--|--|--|--|--|--|--|--|--|--|--|--|--|--|--|--|--|--|--|--|--|--|--|--|--|--|--|--|--|--|--|--|--|--|--|--|--|--|--|--|--|--|--|--|--|--|--|--|--|--|--|--|--|--|--|--|--|--|--|--|--|--|--|--|--|--|--|--|--|--|--|--|--|--|--|--|--|--|--|--|--|--|--|--|--|--|--|--|--|--|--|--|--|--|--|--|--|--|--|--|--|--|--|--|--|--|--|--|--|--|--|--|--|--|--|--|--|--|--|--|--|--|--|--|--|--|--|--|--|--|--|--|--|--|--|--|--|--|--|--|--|--|--|--|--|--|--|--|--|--|--|--|--|--|--|--|--|--|--|--|--|--|--|--|--|--|--|--|--|--|--|--|--|--|--|--|--|--|--|--|--|--|--|--|--|--|--|--|--|--|--|--|--|--|--|--|--|--|--|--|--|--|--|--|--|--|--|--|--|--|--|--|--|--|--|--|--|--|--|--|--|--|--|--|--|--|--|--|--|--|--|--|--|--|--|--|--|--|--|--|--|--|--|--|--|--|--|--|--|--|--|--|--|--|--|--|--|--|--|--|--|--|--|--|--|--|--|--|--|--|--|--|--|--|--|--|--|--|--|--|--|--|--|--|--|--|--|--|--|--|--|--|--|--|--|--|--|--|--|--|--|--|--|--|--|--|--|--|--|--|--|--|--|--|--|--|--|--|--|--|--|--|--|--|--|--|--|--|--|--|--|--|--|--|--|--|--|--|--|--|--|--|--|--|--|--|--|--|--|--|--|--|--|--|--|--|--|--|--|--|--|--|--|--|--|--|--|--|--|--|--|--|--|--|--|--|--|--|--|--|--|--|--|--|--|--|--|--|--|--|--|--|--|--|--|--|--|--|--|--|--|--|--|--|--|--|--|--|--|--|--|--|--|--|--|--|--|--|--|--|--|--|--|--|--|--|--|--|--|--|--|--|--|--|--|--|--|--|--|--|--|--|--|--|--|--|--|--|--|--|--|--|--|--|--|--|--|--|--|--|--|--|--|--|--|--|--|--|--|--|--|--|--|--|--|--|--|--|--|--|--|--|--|--|--|--|--|--|--|--|--|--|--|--|--|--|--|--|--|--|--|--|--|--|--|--|--|--|--|--|--|--|--|--|--|--|--|--|--|--|--|--|--|--|--|--|--|--|--|--|--|--|--|--|--|--|--|--|--|--|--|--|--|--|--|--|--|--|--|--|--|--|--|--|--|--|--|--|--|--|--|--|--|--|--|--|--|--|--|--|--|--|--|--|--|--|--|--|--|--|--|--|--|--|--|--|--|--|--|--|--|--|--|--|--|--|--|--|--|--|--|--|--|--|--|--|--|--|--|--|--|--|--|--|--|--|--|--|--|--|--|--|--|--|--|--|--|--|--|--|--|--|--|--|--|--|--|--|--|--|--|--|--|--|--|--|--|--|--|--|--|--|--|--|--|--|--|--|--|--|--|--|--|--|--|--|--|--|--|--|--|--|--|--|--|--|--|--|--|--|--|--|--|--|--|--|--|--|--|--|--|--|--|--|--|--|--|--|--|--|--|--|--|--|--|--|--|--|--|--|--|--|--|--|--|--|--|--|--|--|--|--|--|--|--|--|--|--|--|--|--|--|--|--|--|--|--|--|--|--|--|--|--|--|--|--|--|--|--|--|--|--|--|--|--|--|--|--|--|--|--|--|--|--|--|--|--|--|--|--|--|--|--|--|--|--|--|--|--|--|--|--|--|--|--|--|--|--|--|--|--|--|--|--|--|--|--|--|--|--|--|--|--|--|--|--|--|--|--|--|--|--|--|--|--|--|--|--|--|--|--|--|--|--|--|--|--|--|--|--|--|--|--|--|--|--|--|--|--|--|--|--|--|--|--|--|--|--|--|--|--|--|--|--|--|--|--|--|--|--|--|--|--|--|--|--|--|--|--|--|--|--|--|--|--|--|--|--|--|--|--|--|--|--|--|--|--|--|--|--|--|--|--|--|--|--|--|--|--|--|--|--|--|--|--|--|--|--|--|--|--|--|--|--|--|--|--|--|--|--|--|--|--|--|--|--|--|--|--|--|--|--|--|--|--|--|--|--|--|--|--|--|--|--|--|--|--|--|--|--|--|--|--|--|--|--|--|--|--|--|--|--|--|--|--|--|--|--|--|--|--|--|--|--|--|--|--|--|--|--|--|--|--|--|--|--|--|--|--|--|--|--|--|--|--|--|--|--|--|--|--|--|--|--|--|--|--|--|--|--|--|--|--|--|--|--|--|--|--|--|--|--|--|--|--|--|--|--|--|--|--|--|--|--|--|--|--|--|--|--|--|--|--|--|--|--|--|--|--|--|--|--|--|--|--|--|--|--|--|--|--|--|--|--|--|--|--|--|--|--|--|--|--|--|--|--|--|--|--|--|--|--|--|--|--|--|--|--|--|--|--|--|--|--|--|--|--|--|--|--|--|--|--|--|--|--|--|--|--|--|--|--|--|--|--|--|--|--|--|--|--|--|--|--|--|--|--|--|--|--|--|--|--|--|--|--|--|--|--|--|--|--|--|--|--|--|--|--|--|--|--|--|--|--|--|--|--|--|--|--|--|--|--|--|--|--|--|--|--|--|--|--|--|--|--|--|--|--|--|--|--|--|--|--|--|--|--|--|--|--|--|--|--|--|--|--|--|--|--|--|--|----|
|-------------------------------|--|--|--|--|--|--|--|--|--|--|--|--|--|--|--|--|--|--|--|--|--|--|--|--|--|--|--|--|--|--|--|--|--|--|--|--|--|--|--|--|--|--|--|--|--|--|--|--|--|--|--|--|--|--|--|--|--|--|--|--|--|--|--|--|--|--|--|--|--|--|--|--|--|--|--|--|--|--|--|--|--|--|--|--|--|--|--|--|--|--|--|--|--|--|--|--|--|--|--|--|--|--|--|--|--|--|--|--|--|--|--|--|--|--|--|--|--|--|--|--|--|--|--|--|--|--|--|--|--|--|--|--|--|--|--|--|--|--|--|--|--|--|--|--|--|--|--|--|--|--|--|--|--|--|--|--|--|--|--|--|--|--|--|--|--|--|--|--|--|--|--|--|--|--|--|--|--|--|--|--|--|--|--|--|--|--|--|--|--|--|--|--|--|--|--|--|--|--|--|--|--|--|--|--|--|--|--|--|--|--|--|--|--|--|--|--|--|--|--|--|--|--|--|--|--|--|--|--|--|--|--|--|--|--|--|--|--|--|--|--|--|--|--|--|--|--|--|--|--|--|--|--|--|--|--|--|--|--|--|--|--|--|--|--|--|--|--|--|--|--|--|--|--|--|--|--|--|--|--|--|--|--|--|--|--|--|--|--|--|--|--|--|--|--|--|--|--|--|--|--|--|--|--|--|--|--|--|--|--|--|--|--|--|--|--|--|--|--|--|--|--|--|--|--|--|--|--|--|--|--|--|--|--|--|--|--|--|--|--|--|--|--|--|--|--|--|--|--|--|--|--|--|--|--|--|--|--|--|--|--|--|--|--|--|--|--|--|--|--|--|--|--|--|--|--|--|--|--|--|--|--|--|--|--|--|--|--|--|--|--|--|--|--|--|--|--|--|--|--|--|--|--|--|--|--|--|--|--|--|--|--|--|--|--|--|--|--|--|--|--|--|--|--|--|--|--|--|--|--|--|--|--|--|--|--|--|--|--|--|--|--|--|--|--|--|--|--|--|--|--|--|--|--|--|--|--|--|--|--|--|--|--|--|--|--|--|--|--|--|--|--|--|--|--|--|--|--|--|--|--|--|--|--|--|--|--|--|--|--|--|--|--|--|--|--|--|--|--|--|--|--|--|--|--|--|--|--|--|--|--|--|--|--|--|--|--|--|--|--|--|--|--|--|--|--|--|--|--|--|--|--|--|--|--|--|--|--|--|--|--|--|--|--|--|--|--|--|--|--|--|--|--|--|--|--|--|--|--|--|--|--|--|--|--|--|--|--|--|--|--|--|--|--|--|--|--|--|--|--|--|--|--|--|--|--|--|--|--|--|--|--|--|--|--|--|--|--|--|--|--|--|--|--|--|--|--|--|--|--|--|--|--|--|--|--|--|--|--|--|--|--|--|--|--|--|--|--|--|--|--|--|--|--|--|--|--|--|--|--|--|--|--|--|--|--|--|--|--|--|--|--|--|--|--|--|--|--|--|--|--|--|--|--|--|--|--|--|--|--|--|--|--|--|--|--|--|--|--|--|--|--|--|--|--|--|--|--|--|--|--|--|--|--|--|--|--|--|--|--|--|--|--|--|--|--|--|--|--|--|--|--|--|--|--|--|--|--|--|--|--|--|--|--|--|--|--|--|--|--|--|--|--|--|--|--|--|--|--|--|--|--|--|--|--|--|--|--|--|--|--|--|--|--|--|--|--|--|--|--|--|--|--|--|--|--|--|--|--|--|--|--|--|--|--|--|--|--|--|--|--|--|--|--|--|--|--|--|--|--|--|--|--|--|--|--|--|--|--|--|--|--|--|--|--|--|--|--|--|--|--|--|--|--|--|--|--|--|--|--|--|--|--|--|--|--|--|--|--|--|--|--|--|--|--|--|--|--|--|--|--|--|--|--|--|--|--|--|--|--|--|--|--|--|--|--|--|--|--|--|--|--|--|--|--|--|--|--|--|--|--|--|--|--|--|--|--|--|--|--|--|--|--|--|--|--|--|--|--|--|--|--|--|--|--|--|--|--|--|--|--|--|--|--|--|--|--|--|--|--|--|--|--|--|--|--|--|--|--|--|--|--|--|--|--|--|--|--|--|--|--|--|--|--|--|--|--|--|--|--|--|--|--|--|--|--|--|--|--|--|--|--|--|--|--|--|--|--|--|--|--|--|--|--|--|--|--|--|--|--|--|--|--|--|--|--|--|--|--|--|--|--|--|--|--|--|--|--|--|--|--|--|--|--|--|--|--|--|--|--|--|--|--|--|--|--|--|--|--|--|--|--|--|--|--|--|--|--|--|--|--|--|--|--|--|--|--|--|--|--|--|--|--|--|--|--|--|--|--|--|--|--|--|--|--|--|--|--|--|--|--|--|--|--|--|--|--|--|--|--|--|--|--|--|--|--|--|--|--|--|--|--|--|--|--|--|--|--|--|--|--|--|--|--|--|--|--|--|--|--|--|--|--|--|--|--|--|--|--|--|--|--|--|--|--|--|--|--|--|--|--|--|--|--|--|--|--|--|--|--|--|--|--|--|--|--|--|--|--|--|--|--|--|--|--|--|--|--|--|--|--|--|--|--|--|--|--|--|--|--|--|--|--|--|--|--|--|--|--|--|--|--|--|--|--|--|--|--|--|--|--|--|--|--|--|--|--|--|--|--|--|--|--|--|--|--|--|--|--|--|--|--|--|--|--|--|--|--|--|--|--|--|--|--|--|--|--|--|--|--|--|--|--|--|--|--|--|--|--|--|--|--|--|--|--|--|--|--|--|--|--|--|--|--|--|--|--|--|--|--|--|--|--|--|--|--|--|--|--|--|--|--|--|--|--|--|--|--|--|--|--|--|--|--|--|--|--|--|--|--|--|--|--|--|--|--|--|--|--|--|--|--|--|--|--|--|--|--|--|--|--|--|--|--|--|--|--|--|--|--|--|--|--|--|--|--|--|--|--|--|--|--|--|--|--|--|--|--|--|--|--|--|--|--|--|--|--|--|--|--|--|--|--|--|--|--|--|--|--|--|--|--|--|--|--|--|--|--|--|--|--|--|--|--|--|--|--|--|--|--|--|--|--|--|--|--|--|--|--|--|--|--|--|--|--|--|--|--|--|--|--|--|--|--|--|--|--|--|--|--|--|--|--|--|--|--|--|--|--|--|--|--|--|--|--|--|--|--|--|--|--|--|--|--|--|--|--|--|--|--|--|--|--|--|--|--|--|--|----|

Travis County ESD#3  
**Revenue & Expense Prev Year Comparison**  
 March 2025

|                                 | <b>Mar 25</b>     | <b>Mar 24</b>     | <b>\$ Change</b>  |
|---------------------------------|-------------------|-------------------|-------------------|
| <b>Revenue and Expense</b>      |                   |                   |                   |
| <b>Revenue</b>                  |                   |                   |                   |
| 407 INTEREST                    | 59,023.07         | 50,275.18         | 8,747.89          |
| 410 PROPERTY TAX                | 60,001.48         | 33,181.49         | 26,819.99         |
| 415 SALES TAX ALLOCATION        | 465,947.06        | 419,876.25        | 46,070.81         |
| 435 FACILITY RENTAL             | 900.00            | 250.00            | 650.00            |
| 470 FIRE ACADEMY FEES           | 4,300.00          | -15.64            | 4,315.64          |
| 471 EMT SCHOOL FEES             | 48.00             | 0.00              | 48.00             |
| 485 MISCELLANEOUS               | 0.00              | 32.00             | -32.00            |
| 490 WORKERS' COMP RECEIPTS      | 0.00              | 7,044.00          | -7,044.00         |
| 493 REIMBURSEMENTS              | 47,671.14         | 1,193.90          | 46,477.24         |
| <b>Total Revenue</b>            | <b>637,890.75</b> | <b>511,837.18</b> | <b>126,053.57</b> |
| <b>Expense</b>                  |                   |                   |                   |
| 500 COST OF REVENUE ACQUISITION | 14,315.75         | 12,224.96         | 2,090.79          |
| 600 EMERGENCY RESPONSE          | 89,490.62         | 46,687.55         | 42,803.07         |
| 630 CONTINUED EDUCATION         | 11,444.91         | 11,846.95         | -402.04           |
| 640 HUMAN RESOURCES             | 554,491.86        | 490,858.27        | 63,633.59         |
| 650 ADMINISTRATION              | 31,568.83         | 25,042.88         | 6,525.95          |
| 670 PREVENTION/PUBLIC EDUCATION | 1,969.00          | 4,291.30          | -2,322.30         |
| <b>Total Expense</b>            | <b>703,280.97</b> | <b>590,951.91</b> | <b>112,329.06</b> |
| <b>Net Revenue</b>              | <b>-65,390.22</b> | <b>-79,114.73</b> | <b>13,724.51</b>  |

**Travis County ESD#3**  
**Revenue & Expense Prev Year Comparison**  
October 2024 through March 2025

|                                 | Oct '24 - Mar 25    | Oct '23 - Mar 24    | \$ Change           |
|---------------------------------|---------------------|---------------------|---------------------|
| <b>Revenue and Expense</b>      |                     |                     |                     |
| <b>Revenue</b>                  |                     |                     |                     |
| 407 INTEREST                    | 322,443.26          | 330,777.36          | -8,334.10           |
| 410 PROPERTY TAX                | 3,058,262.06        | 2,148,364.96        | 909,897.10          |
| 415 SALES TAX ALLOCATION        | 3,062,082.16        | 3,011,065.47        | 51,016.69           |
| 435 FACILITY RENTAL             | 17,854.00           | 3,375.00            | 14,479.00           |
| 470 FIRE ACADEMY FEES           | 62,218.73           | 32,156.51           | 30,062.22           |
| 471 EMT SCHOOL FEES             | 7,964.45            | 10,956.25           | -2,991.80           |
| 480 DONATIONS                   | 4,000.00            | 3,000.00            | 1,000.00            |
| 485 MISCELLANEOUS               | 350.52              | 111.90              | 238.62              |
| 490 WORKERS' COMP RECEIPTS      | 0.00                | 37,774.79           | -37,774.79          |
| 493 REIMBURSEMENTS              | 594,361.60          | 59,385.06           | 534,976.54          |
| <b>Total Revenue</b>            | <b>7,129,536.78</b> | <b>5,636,967.30</b> | <b>1,492,569.48</b> |
| <b>Expense</b>                  |                     |                     |                     |
| 500 COST OF REVENUE ACQUISITION | 88,554.73           | 86,926.42           | 1,628.31            |
| 600 EMERGENCY RESPONSE          | 369,344.11          | 339,691.55          | 29,652.56           |
| 630 CONTINUED EDUCATION         | 73,362.56           | 68,035.84           | 5,326.72            |
| 640 HUMAN RESOURCES             | 3,314,166.57        | 3,127,781.03        | 186,385.54          |
| 650 ADMINISTRATION              | 222,825.67          | 361,170.71          | -138,345.04         |
| 670 PREVENTION/PUBLIC EDUCATION | 10,941.88           | 10,606.26           | 335.62              |
| 685 MACKEY FIELD                | 4,631.00            | 20,916.98           | -16,285.98          |
| <b>Total Expense</b>            | <b>4,083,826.52</b> | <b>4,015,128.79</b> | <b>68,697.73</b>    |
| <b>Net Revenue</b>              | <b>3,045,710.26</b> | <b>1,621,838.51</b> | <b>1,423,871.75</b> |

Travis County ESD#3  
**Rev-Exp Budget for the YEAR vs. Actual**  
October 2024 through March 2025

|                                 | Oct '24 - Mar 25 | Budget           | \$ Over Budget   |
|---------------------------------|------------------|------------------|------------------|
| <b>Revenue and Expense</b>      |                  |                  |                  |
| <b>Revenue</b>                  |                  |                  |                  |
| 407 INTEREST                    | 322,443          | 225,000          | 97,443           |
| 410 PROPERTY TAX                | 3,058,262        | 3,084,691        | -26,429          |
| 415 SALES TAX ALLOCATION        | 3,062,082        | 2,670,990        | 391,092          |
| 435 FACILITY RENTAL             | 17,854           | 1,700            | 16,154           |
| 470 FIRE ACADEMY FEES           | 62,219           | 41,300           | 20,919           |
| 471 EMT SCHOOL FEES             | 7,964            | 5,450            | 2,514            |
| 480 DONATIONS                   | 4,000            | 3,000            | 1,000            |
| 485 MISCELLANEOUS               | 351              | 0                | 351              |
| 493 REIMBURSEMENTS              | 594,362          | 82,400           | 511,962          |
| <b>Total Revenue</b>            | <b>7,129,537</b> | <b>6,114,531</b> | <b>1,015,006</b> |
| <b>Expense</b>                  |                  |                  |                  |
| 500 COST OF REVENUE ACQUISITION | 88,555           | 72,096           | 16,459           |
| 600 EMERGENCY RESPONSE          | 369,344          | 337,946          | 31,398           |
| 630 CONTINUED EDUCATION         | 73,363           | 155,148          | -81,785          |
| 640 HUMAN RESOURCES             | 3,314,167        | 3,307,458        | 6,709            |
| 650 ADMINISTRATION              | 222,826          | 316,518          | -93,692          |
| 670 PREVENTION/PUBLIC EDUCATION | 10,942           | 19,225           | -8,283           |
| 685 MACKEY FIELD                | 4,631            | 0                | 4,631            |
| <b>Total Expense</b>            | <b>4,083,828</b> | <b>4,208,391</b> | <b>-124,563</b>  |
| <b>Net Revenue</b>              | <b>3,045,709</b> | <b>1,906,140</b> | <b>1,139,569</b> |

Travis County ESD#3  
**Profit & Loss**  
October 2024 through March 2025

**Oct '24 - Mar 25**

**Revenue and Expense**

**Revenue**

|                             |              |
|-----------------------------|--------------|
| 407 INTEREST                | 322,443.26   |
| 410 PROPERTY TAX            |              |
| 4101 Prop Tax Current       | 3,037,401.69 |
| 4102 Prop Tax Prior         | 20,860.37    |
| Total 410 PROPERTY TAX      | 3,058,262.06 |
| 415 SALES TAX ALLOCATION    | 3,062,082.16 |
| 4351 BC Room Rental         | 3,050.00     |
| 4352 Mackey Field rental    | 14,804.00    |
| Total 435 FACILITY RENTAL   | 17,854.00    |
| 470 FIRE ACADEMY FEES       | 62,218.73    |
| 4738 - EMT Academy 27       | 10,099.80    |
| 4737 - EMT Academy 26       | -833.80      |
| 4735 - EMT Academy 24       | -576.55      |
| 4733 - 22nd EMT - B Academy | -725.00      |
| Total 471 EMT SCHOOL FEES   | 7,964.45     |
| General Donations           | 4,000.00     |
| Total 480 DONATIONS         | 4,000.00     |
| 485 MISCELLANEOUS           | 350.52       |
| 4934 TIFMAS                 | 594,361.60   |
| Total 493 REIMBURSEMENTS    | 594,361.60   |
| Total Revenue               | 7,129,536.78 |

**Expense**

|                                       |            |
|---------------------------------------|------------|
| 500 COST OF REVENUE ACQUISITION       |            |
| 501 Prop Tax Coll & Val fees          | 21,313.09  |
| 502 Sales Tax Collection Costs        | 67,241.64  |
| Total 500 COST OF REVENUE ACQUISITION | 88,554.73  |
| 600 EMERGENCY RESPONSE                |            |
| 601 Apparatus                         | 16,635.00  |
| 602 Pagers                            | 108.80     |
| 603 Dispatch & Communications         | 148,124.12 |
| 604 Fuel                              | 7,667.14   |
| 605 SCBA Maintenance                  | 23,449.29  |
| 606 Vehicle Maint & Repairs           | 70,927.63  |
| 608 Vehicle Supplies                  | 26,920.42  |
| 609 Uniforms & Protective Gear        | 31,645.74  |
| 611 Supplies - EMS                    | 11,635.97  |
| 613 Auto Insurance                    | 32,230.00  |
| Total 600 EMERGENCY RESPONSE          | 369,344.11 |
| 630 CONTINUED EDUCATION               |            |
| 631 Training - EMS                    | 311.13     |

Travis County ESD#3  
**Profit & Loss**  
October 2024 through March 2025

|  | <b>Oct '24 - Mar 25</b> |
|--|-------------------------|
| 632 Training - Fire & Rescue                 | 17,873.06               |
| 633 Seminars & Conferences                   | 22,666.85               |
| 634 Fire Academy                             | 29,752.90               |
| 635 EMT Certification School                 |                         |
| 635 / 11 EMT-B Cert                          | 535.50                  |
| 635 EMT Certification School - Other         | 2,436.12                |
| <b>Total 635 EMT Certification School</b>    | <b>2,971.62</b>         |
| <b>Total 630 CONTINUED EDUCATION</b>         | <b>73,575.56</b>        |
| <b>640 HUMAN RESOURCES</b>                   |                         |
| 641 Benefits & Payroll Tax                   | 871,640.21              |
| 642 Payroll                                  | 2,438,974.68            |
| 643 Volunteer & Emp Recognition              | 150.00                  |
| 644 Certifications                           | 3,401.68                |
| <b>Total 640 HUMAN RESOURCES</b>             | <b>3,314,166.57</b>     |
| <b>650 ADMINISTRATION</b>                    |                         |
| 651 Building Maint.                          | 66,571.83               |
| 652 Office Supplies                          | 4,405.38                |
| 653 Station Supplies                         | 14,445.27               |
| 654 Bank Fees                                |                         |
| 6541 SCHWAB Tex Reg Bank Fees                | 7,664.82                |
| 654 Bank Fees - Other                        | -0.25                   |
| <b>Total 654 Bank Fees</b>                   | <b>7,664.57</b>         |
| 655 Dues & Subscriptions                     | 2,348.79                |
| 656 Information Technology                   | 8,003.71                |
| 657 Postage & Handling                       | 438.00                  |
| 658 Property & Liability Insura              | 27,568.00               |
| 659 Professional Services                    | 22,120.00               |
| 660 Public Notices/Articles                  | 528.00                  |
| 661 Telephone                                | 3,378.04                |
| 662 Utilities                                | 42,146.51               |
| 663 Bond Debt                                |                         |
| 6632 Bond Debt Interest                      | 1,200.00                |
| <b>Total 663 Bond Debt</b>                   | <b>1,200.00</b>         |
| 666 Contract Services                        | 21,794.57               |
| <b>Total 650 ADMINISTRATION</b>              | <b>222,612.67</b>       |
| 672 Public Education                         | 10,941.88               |
| <b>Total 670 PREVENTION/PUBLIC EDUCATION</b> | <b>10,941.88</b>        |
| 6850 Mackey Tower & Parking                  | 1,031.00                |
| 6851 Mackey Facility Building                | 3,600.00                |
| <b>Total 685 MACKEY FIELD</b>                | <b>4,631.00</b>         |
| <b>Total Expense</b>                         | <b>4,083,826.52</b>     |
| <b>Net Revenue</b>                           | <b>3,045,710.26</b>     |

# **TRAVIS COUNTY ESD #3** **PROPERTY TAX REVENUE COLLECTION COMPARISON**

|      | FISCAL YEAR ENDING          |                       |                             |                       | Compared to prior year |       |
|------|-----------------------------|-----------------------|-----------------------------|-----------------------|------------------------|-------|
|      | 2024                        |                       | 2025                        |                       |                        |       |
|      | For all prior to 2022 taxes | For Current 2023-2024 | For all prior to 2022 taxes | For Current 2024-2025 | Month \$               |       |
| OCT  | \$3,814                     | \$0                   | \$1,044                     | \$0                   | \$0                    | 0%    |
| NOV  | \$2,210                     | \$37,513              | \$19,235                    | \$37,586              | \$73                   | 0%    |
| DEC  | \$1,274                     | \$775,902             | \$1,297                     | \$1,140,307           | \$364,405              | 47%   |
| JAN  | \$4,507                     | \$1,170,557           | \$1,019                     | \$1,623,215           | \$452,658              | 39%   |
| FEB  | -\$82                       | \$129,252             | \$382                       | \$179,075             | \$49,823               | 39%   |
| MAR  | -\$206                      | \$26,071              | -\$1,453                    | \$59,344              | \$33,273               | 128%  |
| APR  | \$7,504                     | \$11,196              |                             |                       | -\$11,196              | -100% |
| MAY  | -\$40                       | \$8,157               |                             |                       | -\$8,157               | -100% |
| JUN  | \$91                        | \$2,526               |                             |                       | -\$2,526               | -100% |
| JUL  | \$148                       | \$7,321               |                             |                       | -\$7,321               | -100% |
| AUG  | \$659                       | \$5,089               |                             |                       | -\$5,089               | -100% |
| SEPT | \$4,360                     | \$3,514               |                             |                       | -\$3,514               | -100% |
| YEAR | \$24,239                    | \$2,177,098           | \$21,524                    | \$3,039,527           | \$862,429              |       |
|      | \$                          | 2,201,337             |                             | \$3,061,051           |                        |       |
|      |                             |                       | 2024-25 Tax Levy            | \$3,164,940           |                        |       |

## **NET CERTIFIED TAXABLE PROPERTY VALUE UPDATES FROM TCAD**

|              | FISCAL YEAR ENDING |                 |                        |                 | Inc/(Dec) from   |              |
|--------------|--------------------|-----------------|------------------------|-----------------|------------------|--------------|
|              | 2024               |                 | 2025                   |                 | Prior Year \$    | Prior Year % |
|              | 2022               | 2023            | 2024                   | 2025            |                  |              |
| <b>Rec'd</b> | <b>2022</b>        | <b>2023</b>     | <b>2024</b>            | <b>2025</b>     |                  |              |
| OCT          | \$4,021,203,201    | \$4,949,880,774 | \$5,555,074,925        | \$5,971,584,957 | \$416,510,032    | 93%          |
| NOV          | \$4,019,412,721    | \$4,939,469,343 | \$5,555,074,925        | \$5,971,383,511 | \$416,308,586    | 93%          |
| DEC          | \$4,019,412,721    | \$4,939,469,343 | \$5,555,074,925        | \$5,971,383,511 | \$416,308,586    | 93%          |
| JAN          | \$4,019,412,721    | \$4,939,469,343 | \$5,555,074,925        | \$5,959,663,222 | \$404,588,297    | 93%          |
| FEB          | \$4,016,568,527    | \$4,928,211,764 | \$5,527,847,891        | \$5,957,214,081 | \$429,366,190    | 93%          |
| MAR          | \$4,016,568,527    | \$4,928,211,764 | \$5,824,520,221        | \$5,960,793,784 | \$136,273,563    | 98%          |
| APR          | \$4,924,900,120    | \$5,429,806,320 | \$5,824,520,221        |                 | -\$5,824,520,221 | #DIV/0!      |
| MAY          | \$4,924,900,120    | \$5,429,806,320 | \$5,824,520,221        |                 | -\$5,824,520,221 | #DIV/0!      |
| JUN          | \$4,015,709,788    | \$4,907,280,589 | \$5,530,028,973        |                 | -\$5,530,028,973 | #DIV/0!      |
| JUL          | \$4,906,006,624    | \$5,410,454,171 | \$5,530,028,973        |                 | -\$5,530,028,973 | #DIV/0!      |
| AUG          | \$4,905,339,474    | \$5,570,655,673 | \$5,978,769,295        |                 | -\$5,978,769,295 | #DIV/0!      |
| SEPT         | \$4,905,339,474    | \$5,570,655,673 | <b>\$5,971,584,957</b> |                 | -\$5,971,584,957 | #DIV/0!      |

2018-2019 Tax Levy on 6,028 Parcels is \$3,281,236,467 at a tax rate of .0975

2019-2020 Tax Levy on 6,025 Parcels is \$3,504,957,784 at a tax rate of .0800

2020-2021 Tax Levy on 6,069 Parcels is \$3,677,674,279 at a tax rate of .0790

2021-2022 Tax Levy on 6,056 Parcels is \$4,022,828,637 at a tax rate of .0650

2022-2023 Tax Levy on 6,056 Parcels on \$4,974,785,781 would compute to a NO NEW tax rate of .0538

ADOPTED RATE FOR 2022-2023 is .0450 or \$2,227,447 in taxes

2023-2024 NO NEW tax rate is .0411

**2023-2024 Tax Levy on 5,583 parcels \$5,529,779,656 at .0400 would levy \$2,211,911 in taxes**

**2024-2025 Tax Levy on \$5,971,584,957 at .0530 would levy \$3,164,940 in taxes**

## Checks over \$2,000 for the period of March 20 to April 24, 2025

| <u>Date</u> | <u>Num</u> | <u>Name</u>                       | <u>Memo</u>                                     | <u>Amount</u> |
|-------------|------------|-----------------------------------|---|---------------|
| 3/24/2025   | 19235      | The Fire Center Inc.              | Inspection and repair of bunker gear            | \$2,562.38    |
| 3/26/2025   | Draft      | Costco Visa                       | Multiple Charges                                | \$13,654.47   |
| 4/1/2025    | Draft      | Paychex                           | Employee 457 & Roth Contribution                | \$19,442.43   |
| 4/1/2025    | Draft      | Paychex                           | Employer 401 Matching                           | \$30,729.87   |
| 4/1/2025    | Draft      | Paychex                           | Net Payroll                                     | \$135,224.62  |
| 4/1/2025    | Draft      | Paychex                           | Employment Taxes                                | \$55,570.81   |
| 4/14/2025   | Draft      | Money Market                      | Transfer to Checking                            | \$500,000.00  |
| 4/15/2025   | Draft      | Paychex                           | Employee 457 & Roth Contribution                | \$17,344.42   |
| 4/15/2025   | Draft      | Paychex                           | Employer 401 Matching                           | \$27,469.26   |
| 4/15/2025   | Draft      | Paychex                           | Net Payroll                                     | \$115,944.31  |
| 4/15/2025   | Draft      | Paychex                           | Employment Taxes                                | \$44,255.53   |
| 4/16/2025   | Draft      | Wells Fargo - VISA                | Multiple Charges                                | \$6,338.00    |
| 4/23/2025   | 19236      | TAC                               | Health Insurance                                | \$49,647.14   |
| 4/23/2025   | 19237      | ABC Home and Commercials Services | A/C Service for Stations 301 and 302            | \$10,417.03   |
| 4/23/2025   | 19241      | Austin Fire Department            | Dispatch Fees for six (6) months                | \$28,293.09   |
| 4/23/2025   | 19244      | Bound Tree Medical                | EMS Supplies                                    | \$2,024.79    |
| 4/23/2025   | 19247      | City of Austin Fleet Services     | Fuel for two (2) months                         | \$4,222.30    |
| 4/23/2025   | 19249      | Coast Biomedical Equipment        | Stretcher and Chair for Fire Academy            | \$13,604.00   |
| 4/23/2025   | 19250      | Delta Industrial Services         | Bunker Gear seven (7) Costs and Pants           | \$26,325.00   |
| 4/23/2025   | 19251      | Employee Services                 | Employee Assistance Program - One Year          | \$2,600.00    |
| 4/23/2025   | 19252      | Farr West Enviromental            | One Year service and calibration - Gas monitors | \$5,365.00    |
| 4/23/2025   | 19253      | Fast & Friendly Promotions        | Awards Banquet Handouts                         | \$2,160.99    |
| 4/23/2025   | 19255      | Grainger Inc.                     | Hose Reels for Bays                             | \$2,308.08    |
| 4/23/2025   | 19265      | Rangeland Services                | Repair Fire Hydrant at Fire Academy             | \$2,000.00    |
| 4/23/2025   | 19273      | The Fire Center                   | Bunker Gear Repairs and Inspections             | \$9,720.61    |
| 4/23/2025   | 19274      | The Hartford                      | Accident Insurance                              | \$4,625.90    |
| 4/23/2025   | 19277      | Waste Management of Texas         | Trash Service                                   | \$2,285.23    |
| 4/23/2025   | 19278      | Witmer Public Safety              | Fire Academy Helmets and Face Sheilds           | \$4,314.45    |



Schedule of Temporary Investments  
Period of January 1 to March 31, 2025

At Maturity

| General Funds                         | Interest Rate | Trade Date | Maturity Date    | Interest 1/1 to 3/31 | Beginning Cost Value | Unrealized Gain/Loss | Accrued Interest | Current Market Value |
|---------------------------------------|---------------|------------|------------------|----------------------|----------------------|----------------------|------------------|----------------------|
| Wells Fargo Advisors - Sweep Acct. ** | 3.62%         | n/a        | n/a              | <b>\$18,330.01</b>   | \$6,086.99           | \$0.00               | \$0.00           | \$269,780.43         |
| Wells Fargo - Money Market            | 0.68%         | n/a        | n/a              | \$5,638.45           | \$2,003,804.22       | \$0.00               | \$0.00           | \$3,763,927.22       |
| <b>Charles Schwab Sweep Account**</b> | 3.40%         | n/a        | n/a              | \$23,379.15          | \$44,642.83          | \$0.00               | \$0.00           | \$1,227.71           |
| Charles Schwab Bank CD                | 5.34%         | 6/5/2024   | 6/5/2025         | <b>\$13,108.00</b>   | \$245,000.00         | \$379.75             | \$10,773.29      | \$245,379.75         |
| Beal Bank CD                          | 5.00%         | 3/20/2024  | <b>3/19/2025</b> | <b>\$12,250.00</b>   | \$245,000.00         | \$0.00               | \$0.00           | \$0.00               |
| Cross River Bank CD                   | 5.34%         | 6/11/2024  | 4/11/2025        | <b>\$13,108.00</b>   | \$245,000.00         | \$63.70              | \$10,557.82      | \$245,063.70         |
| Goldmans Sachs Bank CD                | 5.29%         | 6/11/2024  | 6/11/2025        | <b>\$12,985.00</b>   | \$245,000.00         | \$389.55             | \$10,459.16      | \$246,058.40         |
| Valley National CD                    | 4.98%         | 3/11/2024  | 9/11/2025        | <b>\$12,250.00</b>   | \$245,000.00         | \$710.50             | \$704.79         | \$245,710.50         |
| US Bank CD                            | 4.10%         | 11/6/2024  | 11/6/2025        | <b>\$9,635.00</b>    | \$235,000.00         | -\$225.60            | \$3,854.00       | \$234,774.40         |
| Finwise Bank CD                       | 4.20%         | 11/27/2024 | 11/26/2025       | <b>\$9,870.00</b>    | \$235,000.00         | -\$72.85             | \$3,380.14       | \$234,927.15         |
| Tex Pool Investment Account           | 4.41%         | n/a        | n/a              | \$71,440.73          | \$6,620,292.27       | \$0.00               | \$0.00           | \$6,691,733.00       |
| <b>Reserve Funds</b>                  |               |            |                  |                      |                      |                      |                  |                      |
| Charles Schwab Treasury Notes         | 4.71%         | 7/18/2024  | 1-24 months      | \$31,944.92          | \$6,058,258.14       | \$90,815.69          | \$0.00           | \$6,153,145.67       |
| Wells Fargo - Reserve Bond Debt       | 0.69%         | n/a        | n/a              | \$190.09             | \$113,276.67         | \$0.00               | \$0.00           | \$113,466.76         |
| Wells Fargo - Reserve Savings         | 0.69%         | n/a        | n/a              | \$1,363.49           | \$812,521.84         | \$0.00               | \$0.00           | \$813,885.33         |
| Mizuho Bank CD                        | 4.25%         | 10/9/2024  | 4/9/2025         | <b>\$10,412.50</b>   | \$245,000.00         | -\$9.80              | \$4,963.77       | \$244,990.20         |
| Northern Bank CD                      | 4.05%         | 10/9/2024  | 6/9/2025         | <b>\$9,922.50</b>    | \$245,000.00         | -\$161.70            | \$4,730.18       | \$244,838.30         |
| Bank of America CD                    | 4.10%         | 10/31/2024 | 10/31/2025       | <b>\$9,635.00</b>    | \$235,000.00         | -\$225.60            | \$4,012.39       | \$234,774.40         |
| BMO Bank CD                           | 4.10%         | 10/31/2024 | 10/31/2025       | <b>\$9,635.00</b>    | \$235,000.00         | -\$225.60            | \$4,012.39       | \$234,774.40         |
| Tex Pool Reserve Savings              | 4.41%         | n/a        | n/a              | \$7,297.98           | \$676,294.91         | \$0.00               | \$0.00           | \$683,592.89         |
| <b>TOTALS</b>                         |               |            |                  |                      | \$18,990,177.87      |                      |                  | \$20,902,050.21      |

Cash Sweep\*\* - Interest includes amounts from CD's and T. Bills

This quarterly report is in full compliance with the investment strategy as established for the Public Funds Investments Act and the Districts Investment Policy as set forth by TCESD#3

Edd New - President

Carroll Knight - Treasurer and Investment Officer

**Oak Hill Fire Department**  
**Travis County Emergency Services District #3**

**Station 301**  
**Circle Drive**  
**9211 Circle Drive**  
**Austin, Texas 78736**  
**512-288-5576**  
**Fax 512-288-5903**



**Station 302**  
**Barton Creek**  
**4111 Barton Creek**  
**Austin, Texas 78735**  
**Admin 512-288-5534**  
**Fax 512-288-5844**

---

**April 2025 Sales Tax Summary**

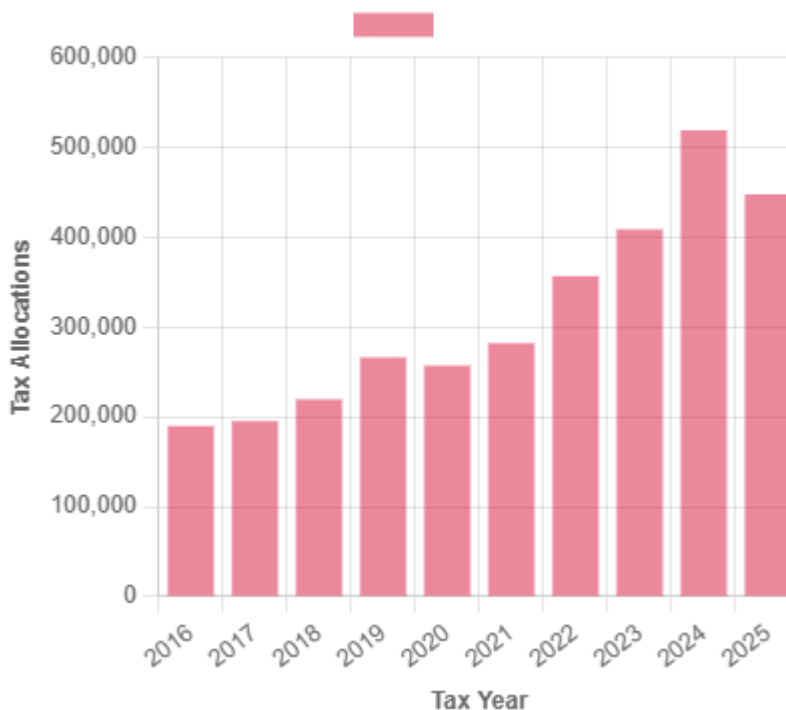
The April allocation reflects sales made during the month of February.

Our April 2025 sales tax allocation was \$447,360 which was down 13.7% (+\$71,111) compared to April 2024 and down 0.6% (+\$21,026) year to date compared to last fiscal year.

Our top 10 large companies accounted for 54.3%, our top 30 large companies accounted for 70.0%, and our top 100 large companies accounted for 83.6% of our total fiscal year to date collections.

Compared to April 2024, an increase of 15% occurred with the Omni Baton Creek Lodging & Food Services). We experienced a 58% decrease with Vaughan & Sons (Wholesale Trade) and a 37% decrease with McCoy's (Retail Trade). We saw positive and negative fluctuations in pest control services, landscaping services, and varying construction-based industries in April that could be demonstrating some seasonal volatility.

**April - Sales Tax Allocations by Year**



*Chart Source: Municipal Advisory Council of Texas (mactexas.com)*

## SALES TAX SNAPSHOT

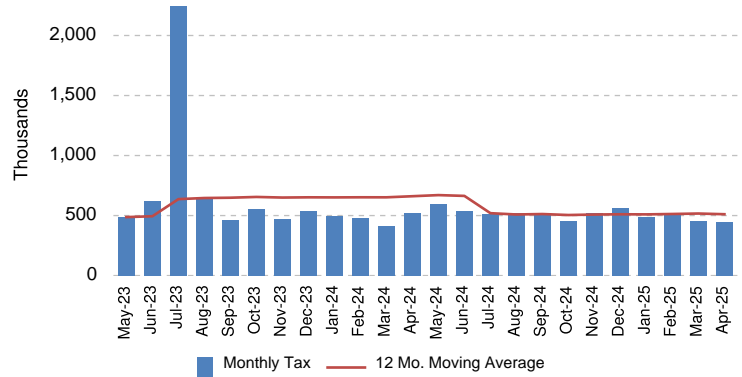
Travis Co Esd 3

Apr-25

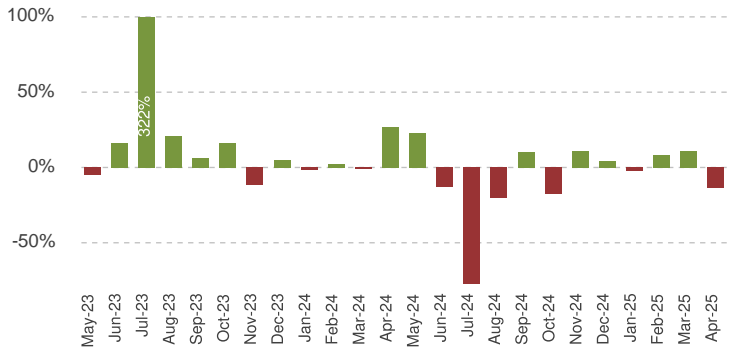
## Sales Tax Net Payments

| FY Mo.   | FY2024       | FY2025       | YoY %<br>Change |
|----------|--------------|--------------|-----------------|
| Oct      | \$ 550,031   | \$ 451,558   | -17.9%          |
| Nov      | \$ 473,926   | \$ 524,331   | 10.6%           |
| Dec      | \$ 537,490   | \$ 561,125   | 4.4%            |
| Jan      | \$ 495,288   | \$ 484,410   | -2.2%           |
| Feb      | \$ 482,206   | \$ 522,529   | 8.4%            |
| Mar      | \$ 412,888   | \$ 457,962   | 10.9%           |
| Apr      | \$ 518,471   | \$ 447,360   | -13.7%          |
| May      | \$ 599,214   |              |                 |
| Jun      | \$ 538,869   |              |                 |
| Jul      | \$ 513,982   |              |                 |
| Aug      | \$ 518,910   |              |                 |
| Sep      | \$ 510,495   |              |                 |
| FYTD     | \$ 3,470,301 | \$ 3,449,274 | -0.6%           |
| FY Total | \$ 6,151,771 |              |                 |

## Sales Tax Net Payments Trend



## Sales Tax Net Payments Change - YoY



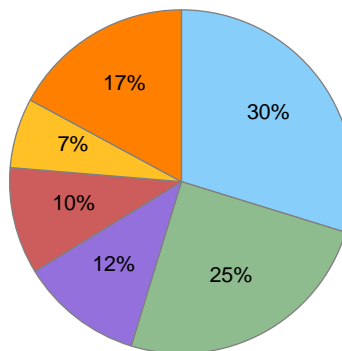
## Top 10 Taxpayers

| Rank                        | Company                                | FYTD<br>Collections | % Total |
|-----------------------------|--|---------------------|---------|
| 1                           | OMNI BARTON CREEK INC.                 |                     |         |
| 2                           | VAUGHAN & SONS INC.                    |                     |         |
| 3                           | AMAZON.COM SERVICES LLC (MARKETPLACE)  |                     |         |
| 4                           | MCCOY CORPORATION                      |                     |         |
| 5                           | AMAZON.COM SERVICES LLC                |                     |         |
| 6                           | AUSTIN READY-MIX LLC                   |                     |         |
| 7                           | TOP CHOICE LAWN CARE LLC               |                     |         |
| 8                           | BAREFOOT MOSQUITO AND PEST CONTROL LLC |                     |         |
| 9                           | FP LEGACY LANDSCAPING LLC              |                     |         |
| 10                          | GROVE LANDSCAPES LLC                   |                     |         |
| Top 10 Companies            |  | \$ 1,909,138        | 54.3%   |
| 5310 Other Large Companies  |  | \$ 1,539,168        | 43.7%   |
| Small Companies/Other       |  | \$ 64,833           | 1.8%    |
| Single Local Tax Rate (SLT) |  | \$ 5,239            | 0.1%    |
| Total                       |  | \$ 3,518,379        | 100.0%  |

## Industry Segment Collections Trend - YoY % Chg

| SEGMENT                    | Nov    | Dec    | Jan    | Feb    | Mar    | Apr    |
|----------------------------|--------|--------|--------|--------|--------|--------|
| Retail Trade               | 33.4%  | 13.7%  | 2.7%   | 19.3%  | 2.7%   | 0.8%   |
| Lodging, Food Svcs         | 15.7%  | 4.4%   | 69.2%  | 7.0%   | 39.3%  | 16.4%  |
| Wholesale Trade            | -45.0% | -59.0% | -58.5% | -32.8% | -55.7% | -57.0% |
| Admin, Support, Waste Mgmt | 11.3%  | 11.9%  | 38.8%  | 12.3%  | 19.4%  | -28.8% |
| Manufacturing              | -0.2%  | 6.5%   | 9.2%   | -10.2% | 4.2%   | -35.2% |
| All Others                 | 16.2%  | 52.0%  | -38.4% | 2.0%   | 47.2%  | -12.6% |
| Total Collections          | 10.7%  | 3.4%   | -2.1%  | 6.4%   | 11.0%  | -14.4% |

## Sales Tax Collections by Industry Segment



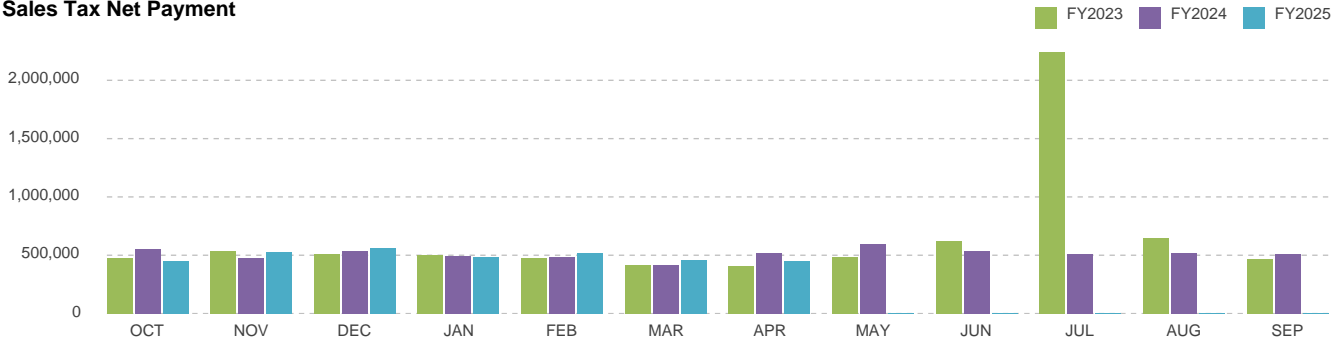
## Travis Co Esd 3 - Sales Tax Net Payment Trend

|      | FISCAL YEAR  |              |              |              |              |
|------|--------------|--------------|--------------|--------------|--------------|
|      | 2021         | 2022         | 2023         | 2024         | 2025         |
| Oct  | \$ 307,394   | \$ 415,501   | \$ 473,139   | \$ 550,031   | \$ 451,558   |
| Nov  | \$ 343,019   | \$ 462,365   | \$ 534,450   | \$ 473,926   | \$ 524,331   |
| Dec  | \$ 350,770   | \$ 493,015   | \$ 513,548   | \$ 537,490   | \$ 561,125   |
| Jan  | \$ 348,364   | \$ 475,924   | \$ 503,201   | \$ 495,288   | \$ 484,410   |
| Feb  | \$ 378,720   | \$ 429,775   | \$ 471,711   | \$ 482,206   | \$ 522,529   |
| Mar  | \$ 308,329   | \$ 395,443   | \$ 415,831   | \$ 412,888   | \$ 457,962   |
| Apr  | \$ 281,826   | \$ 356,380   | \$ 408,313   | \$ 518,471   | \$ 447,360   |
| May  | \$ 492,495   | \$ 512,476   | \$ 487,513   | \$ 599,214   |              |
| Jun  | \$ 431,322   | \$ 532,652   | \$ 618,526   | \$ 538,869   |              |
| Jul  | \$ 446,388   | \$ 532,030   | \$ 2,242,925 | \$ 513,982   |              |
| Aug  | \$ 465,749   | \$ 535,990   | \$ 648,884   | \$ 518,910   |              |
| Sep  | \$ 510,564   | \$ 435,732   | \$ 463,850   | \$ 510,495   |              |
| YEAR | \$ 4,664,941 | \$ 5,577,284 | \$ 7,781,891 | \$ 6,151,771 | \$ 3,449,274 |

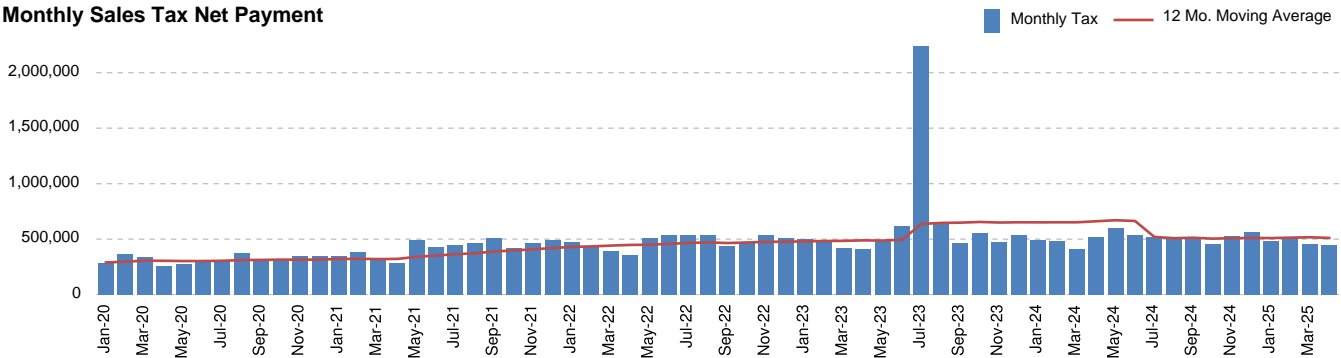
YoY Change                      19.6%                      39.5%                      -20.9%                      na

| Change: FY '25/'24 |        |              |        |
|--------------------|--------|--------------|--------|
| Month              |        | Year-to-Date |        |
| \$                 | %      | \$           | YTD %  |
| \$ (98,473)        | -17.9% | \$ (98,473)  | -17.9% |
| \$ 50,405          | 10.6%  | \$ (48,069)  | -4.7%  |
| \$ 23,635          | 4.4%   | \$ (24,434)  | -1.6%  |
| \$ (10,878)        | -2.2%  | \$ (35,312)  | -1.7%  |
| \$ 40,322          | 8.4%   | \$ 5,011     | 0.2%   |
| \$ 45,074          | 10.9%  | \$ 50,085    | 1.7%   |
| \$ (71,111)        | -13.7% | \$ (21,026)  | -0.6%  |
|                    |        |              |        |
|                    |        |              |        |
|                    |        |              |        |
|                    |        |              |        |
|                    |        |              |        |

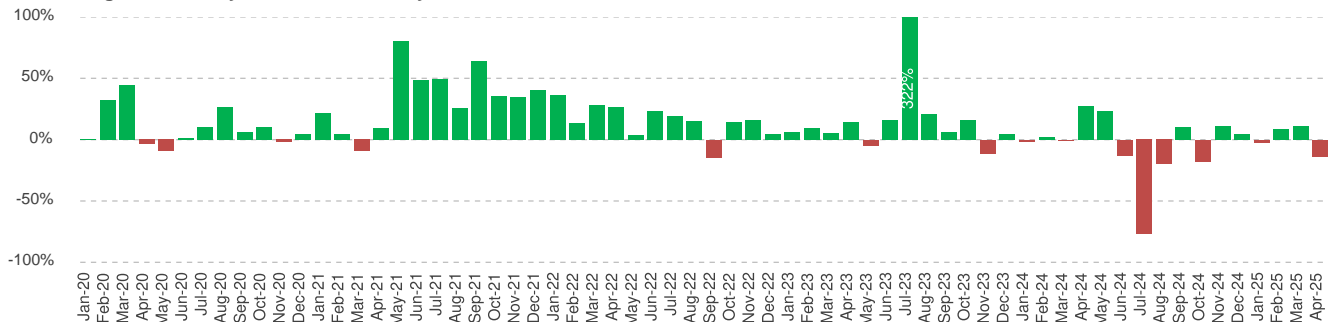
## Sales Tax Net Payment



## Monthly Sales Tax Net Payment



## YoY Change in Monthly Sales Tax Net Payment



**Travis Co Esd 3**  
**SALES TAX PAYMENT DETAIL**

**Apr-25**

Fiscal Year: Oct-Sep

| <b>COLLECTIONS</b>    | <b>Apr-24</b>  | <b>Apr-25</b>  | <b>Chg. \$<br/>Chg. %</b>  | <b>Prior<br/>FYTD</b> | <b>Current<br/>FYTD</b> | <b>Chg. \$<br/>Chg. %</b> |
|-----------------------|----------------|----------------|----------------------------|-----------------------|-------------------------|---------------------------|
| <b>Current Period</b> | <b>498,996</b> | <b>430,788</b> | <b>(68,208)<br/>-13.7%</b> | <b>3,372,100</b>      | <b>3,356,856</b>        | <b>(15,244)<br/>-0.5%</b> |
| Prior Period          | 22,616         | 9,672          | (12,944)<br>-57.2%         | 106,784               | 49,171                  | (57,613)<br>-54.0%        |
| Future Period         | 3,087          | 6,147          | 3,059<br>99.1%             | 34,395                | 44,586                  | 10,191<br>29.6%           |
| Audit                 | 505            | 4,294          | 3,789<br>750.0%            | (7,400)               | 24,338                  | 31,738<br>-428.9%         |
| Unidentified          | 299            | 157            | (142)<br>-47.4%            | 1,308                 | 976                     | (332)<br>-25.4%           |
| Single Local Tax Rate | 5,776          | 5,239          | (537)<br>-9.3%             | 35,158                | 42,451                  | 7,293<br>20.7%            |
| <b>TOTAL</b>          | <b>531,280</b> | <b>456,297</b> | <b>(74,983)<br/>-14.1%</b> | <b>3,542,346</b>      | <b>3,518,379</b>        | <b>(23,967)<br/>-0.7%</b> |
| Service Fee           | (10,626)       | (9,126)        | 1,500<br>-14.1%            | (70,847)              | (70,368)                | 479<br>-0.7%              |
| Current Retained      | (10,413)       | (8,943)        | 1,470<br>-14.1%            | (69,430)              | (68,960)                | 470<br>-0.7%              |
| Prior Retained        | 8,230          | 9,133          | 903<br>11.0%               | 68,232                | 70,223                  | 1,991<br>2.9%             |
| <b>NET PAYMENT</b>    | <b>518,471</b> | <b>447,360</b> | <b>(71,111)<br/>-13.7%</b> | <b>3,470,301</b>      | <b>3,449,274</b>        | <b>(21,026)<br/>-0.6%</b> |

**Travis Co Esd 3**  
**TOP 30 COMPANIES RANK and CHANGE SUMMARY**  
**Apr-25**

Fiscal Year: Oct-Sep

| Rank*  | Company                                       | NAICS<br>Key | Prior<br>Fiscal YTD<br>Sales Tax<br>Collections | Current<br>Fiscal YTD<br>Sales Tax<br>Collections | Change<br>\$     | Change<br>%  | Current<br>Fiscal YTD<br>% Total<br>Collections |
|--|---|--------------|---|---|------------------|--------------|---|
|  |   |              |   |   |                  |              |   |
| 1  | OMNI BARTON CREEK INC.                        | 22           |   |   |                  |              |   |
| 2  | VAUGHAN & SONS INC.                           | 8            |   |   |                  |              |   |
| 3  | AMAZON.COM SERVICES LLC (MARKETPLACE)         | 9            |   |   |                  |              |   |
| 4  | MCCOY CORPORATION                             | 9            |   |   |                  |              |   |
| 5  | AMAZON.COM SERVICES LLC                       | 9            |   |   |                  |              |   |
| 6  | AUSTIN READY-MIX LLC                          | 5            |   |   |                  |              |   |
| 7  | TOP CHOICE LAWN CARE LLC                      | 18           |   |   |                  |              |   |
| 8  | BAREFOOT MOSQUITO AND PEST CONTROL LLC        | 18           |   |   |                  |              |   |
| 9  | FP LEGACY LANDSCAPING LLC                     | 9            |   |   |                  |              |   |
| 10   | GROVE LANDSCAPES LLC                          | 18           |   |   |                  |              |   |
| <b>TOP 10 LARGE** COMPANIES</b>                |   |              | <b>2,046,509</b>                                | <b>1,909,138</b>                                  | <b>(137,370)</b> | <b>-6.7%</b> | <b>54.3%</b>                                    |
| 11   | APPLE INC.                                    | 5            |   |   |                  |              |   |
| 12   | AUSTIN EAGLE MANAGEMENT SERVICES LTD.         | 16           |   |   |                  |              |   |
| 13   | SITEPRO RENTALS INC.                          | 15           |   |   |                  |              |   |
| 14   | A. M. PETROLEUM INC.                          | 9            |   |   |                  |              |   |
| 15   | J.J. ORION LLC                                | 9            |   |   |                  |              |   |
| 16   | WASTEWATER OPERATIONS LLC                     | 4            |   |   |                  |              |   |
| 17   | YARDDOC LLC                                   | 18           |   |   |                  |              |   |
| 18   | J MAASS INC                                   | 4            |   |   |                  |              |   |
| 19   | CITY OF AUSTIN                                | 24           |   |   |                  |              |   |
| 20   | DISCOUNT TIRE COMPANY OF TEXAS INC.           | 9            |   |   |                  |              |   |
| 21   | NEW CINGULAR WIRELESS PCS LLC                 | 12           |   |   |                  |              |   |
| 22   | EBAY INC.                                     | 9            |   |   |                  |              |   |
| 23   | TEXAS DISPOSAL SYSTEMS INC.                   | 18           |   |   |                  |              |   |
| 24   | ASAP STONE AND LANDSCAPE SUPPLY LLC.          | 9            |   |   |                  |              |   |
| 25   | PEDERNALES ELECTRIC COOPERATIVE INC.          | 3            |   |   |                  |              |   |
| 26   | MOM'S CONVENIENCE STORE INC.                  | 9            |   |   |                  |              |   |
| 27   | COPPER ROCK NURSERY LLC                       | 9            |   |   |                  |              |   |
| 28   | BLUE CHEM INC.                                | 18           |   |   |                  |              |   |
| 29   | SUMMERMOON COFFEE LLC                         | 22           |   |   |                  |              |   |
| 30   | PRASLA ENTERPRISE A TEXAS FOR PROFIT CORPORAT | 9            |   |   |                  |              |   |
| <b>TOP 30 LARGE COMPANIES</b>                  |   |              | <b>2,533,640</b>                                | <b>2,462,970</b>                                  | <b>(70,670)</b>  | <b>-2.8%</b> | <b>70.0%</b>                                    |
| <b>TOP 100 LARGE COMPANIES</b>                 |   |              | <b>3,006,379</b>                                | <b>2,942,826</b>                                  | <b>(63,552)</b>  | <b>-2.1%</b> | <b>83.6%</b>                                    |
| <b>5,219 OTHER LARGE COMPANIES</b>             |   |              | <b>484,582</b>                                  | <b>505,480</b>                                    | <b>20,898</b>    | <b>4.3%</b>  | <b>14.4%</b>                                    |
| <b>SMALL COMPANIES \&amp; OTHER</b>            |   |              | <b>16,227</b>                                   | <b>27,622</b>                                     | <b>11,394</b>    | <b>70.2%</b> | <b>0.8%</b>                                     |
| <b>SINGLE LOCAL TAX RATE COLLECTIONS (SLT)</b> |   |              | <b>35,158</b>                                   | <b>42,451</b>                                     | <b>7,293</b>     | <b>20.7%</b> | <b>1.2%</b>                                     |
| <b>TOTAL COLLECTIONS</b>                       |   |              | <b>3,542,346</b>                                | <b>3,518,379</b>                                  | <b>(23,967)</b>  | <b>-0.7%</b> | <b>100.0%</b>                                   |
| <b>STATE COMPTROLLER FEES</b>                  |   |              | <b>72,045</b>                                   | <b>69,105</b>                                     | <b>(2,940)</b>   | <b>-4.1%</b> | <b>2.0%</b>                                     |
| <b>NET PAYMENTS</b>                            |   |              | <b>3,470,301</b>                                | <b>3,449,274</b>                                  | <b>(21,026)</b>  | <b>-0.6%</b> | <b>98.0%</b>                                    |

\* Ranked by Total of Last Fiscal Year + Current Fiscal YTD

\*\* Businesses whose detailed sales tax data is available

©2025  
All Rights Reserved

**Travis Co Esd 3**  
**INDUSTRY SEGMENT RANK & CHANGE**  
**Apr-25**

Fiscal Year: Oct-Sep

| INDUSTRY SEGMENT*              | % Total<br>Current YTD<br>Collections | Prior<br>Fiscal YTD<br>Sales Tax<br>Collections | Current<br>Fiscal YTD<br>Sales Tax<br>Collections | Change          |              |
|--------------------------------|---------------------------------------|---|---|-----------------|--------------|
|                                |                                       |   |   | \$              | %            |
| Retail Trade                   | 30.8%                                 | 1,012,482                                       | 1,060,847   | 48,365          | 4.8%         |
| Lodging, Food Svcs             | 26.9%                                 | 803,216   | 927,938   | 124,723         | 15.5%        |
| Wholesale Trade                | 7.0%                                  | 505,150   | 242,845   | (262,305)       | -51.9%       |
| Admin, Support, Waste Mgmt     | 10.0%                                 | 322,842   | 345,091   | 22,249          | 6.9%         |
| Manufacturing                  | 6.6%                                  | 238,764   | 227,841   | (10,924)        | -4.6%        |
| <b>Top 5</b>                   | <b>81.3%</b>                          | <b>2,882,454</b>                                | <b>2,804,562</b>                                  | <b>(77,892)</b> | <b>-2.7%</b> |
| Construction                   | 3.3%                                  | 125,406   | 113,721   | (11,686)        | -9.3%        |
| Prof, Scientific, Tech Svcs    | 3.3%                                  | 112,850   | 112,596   | (255)           | -0.2%        |
| Other Services                 | 2.5%                                  | 74,786  | 85,894  | 11,108          | 14.9%        |
| Real Estate, Rental, Leasing   | 2.3%                                  | 54,756  | 79,253  | 24,497          | 44.7%        |
| Telecom                        | 1.8%                                  | 61,923  | 63,151  | 1,228           | 2.0%         |
| Information excl. Telecom      | 1.8%                                  | 49,579  | 61,785  | 12,206          | 24.6%        |
| Recreation, Arts, Entmt        | 1.1%                                  | 36,161  | 38,660  | 2,499           | 6.9%         |
| Public Admin                   | 0.8%                                  | 26,008  | 26,697  | 689             | 2.7%         |
| Ag, Forestry, Fishing, Hunting | 0.5%                                  | 18,168  | 15,850  | (2,318)         | -12.8%       |
| Transportation, Warehousing    | 0.5%                                  | 18,439  | 18,258  | (180)           | -1.0%        |
| Utilities                      | 0.5%                                  | 18,645  | 15,724  | (2,921)         | -15.7%       |
| Education Services             | 0.3%                                  | 8,954   | 8,787   | (167)           | -1.9%        |
| Financial, Insurance           | 0.0%                                  | 2,144   | 1,017   | (1,127)         | -52.6%       |
| Health Care, Social Assistance | 0.0%                                  | 577   | 1,627   | 1,050           | 182.1%       |
| Unidentified                   | 0.0%                                  | 298   | 664   | 367             | 123.2%       |
| Company, Enterprise Mgmt       | 0.0%                                  | 16  | 1   | (14)            | -91.4%       |
| Mining, Oil/Gas Extr           | 0.0%                                  | (203)   | 60  | 263             | -129.6%      |
| <b>All Other</b>               | <b>18.7%</b>                          | <b>608,507</b>                                  | <b>643,745</b>                                    | <b>35,238</b>   | <b>5.8%</b>  |
| <b>TOTAL COLLECTIONS</b>       | <b>100.0%</b>                         | <b>3,490,961</b>                                | <b>3,448,307</b>                                  | <b>(42,654)</b> | <b>-1.2%</b> |

| INDUSTRY SEGMENT           | % Change from same month Prior Year |             |              |             |              |               |
|----------------------------|-------------------------------------|-------------|--------------|-------------|--------------|---------------|
|                            | Nov                                 | Dec         | Jan          | Feb         | Mar          | Apr           |
| Retail Trade               | 33.4%                               | 13.7%       | 2.7%         | 19.3%       | 2.7%         | 0.8%          |
| Lodging, Food Svcs         | 15.7%                               | 4.4%        | 69.2%        | 7.0%        | 39.3%        | 16.4%         |
| Wholesale Trade            | -45.0%                              | -59.0%      | -58.5%       | -32.8%      | -55.7%       | -57.0%        |
| Admin, Support, Waste Mgmt | 11.3%                               | 11.9%       | 38.8%        | 12.3%       | 19.4%        | -28.8%        |
| Manufacturing              | -0.2%                               | 6.5%        | 9.2%         | -10.2%      | 4.2%         | -35.2%        |
| All Others                 | 16.2%                               | 52.0%       | -38.4%       | 2.0%        | 47.2%        | -12.6%        |
| <b>TOTAL COLLECTIONS</b>   | <b>10.7%</b>                        | <b>3.4%</b> | <b>-2.1%</b> | <b>6.4%</b> | <b>11.0%</b> | <b>-14.4%</b> |

\* Ranked by Current + Prior YTD Collections

Data Source: Texas Comptroller of Public Accounts  
 Analysis: HdL Companies

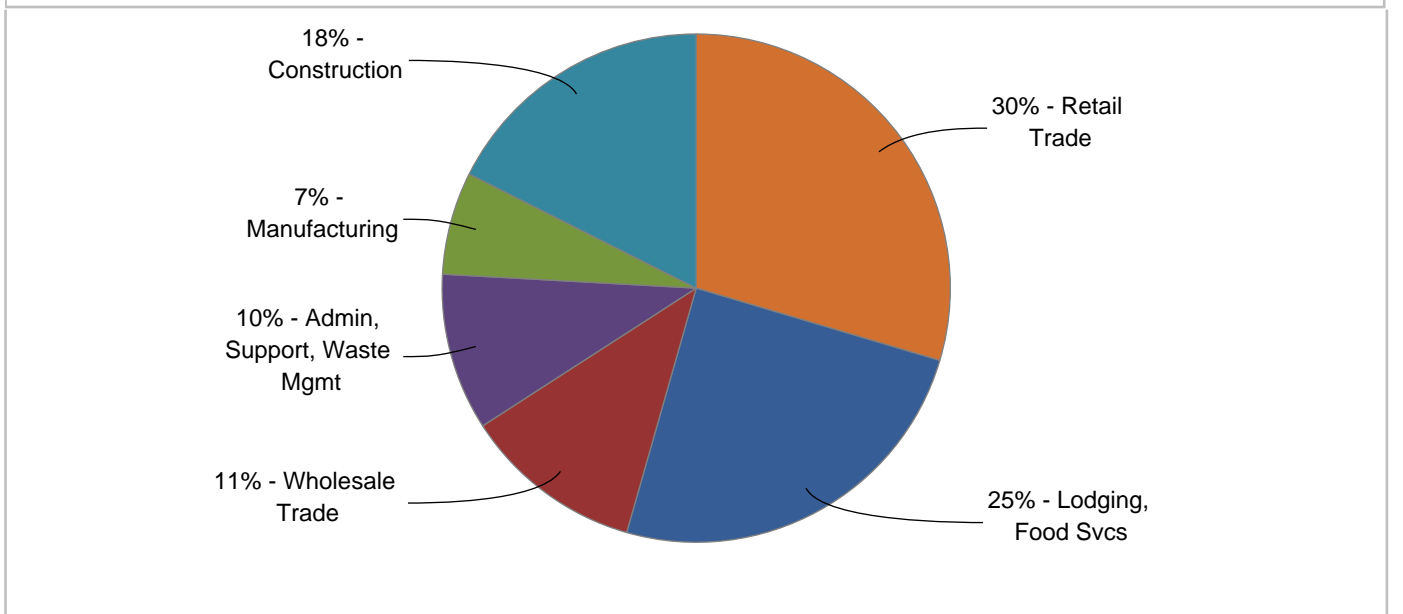
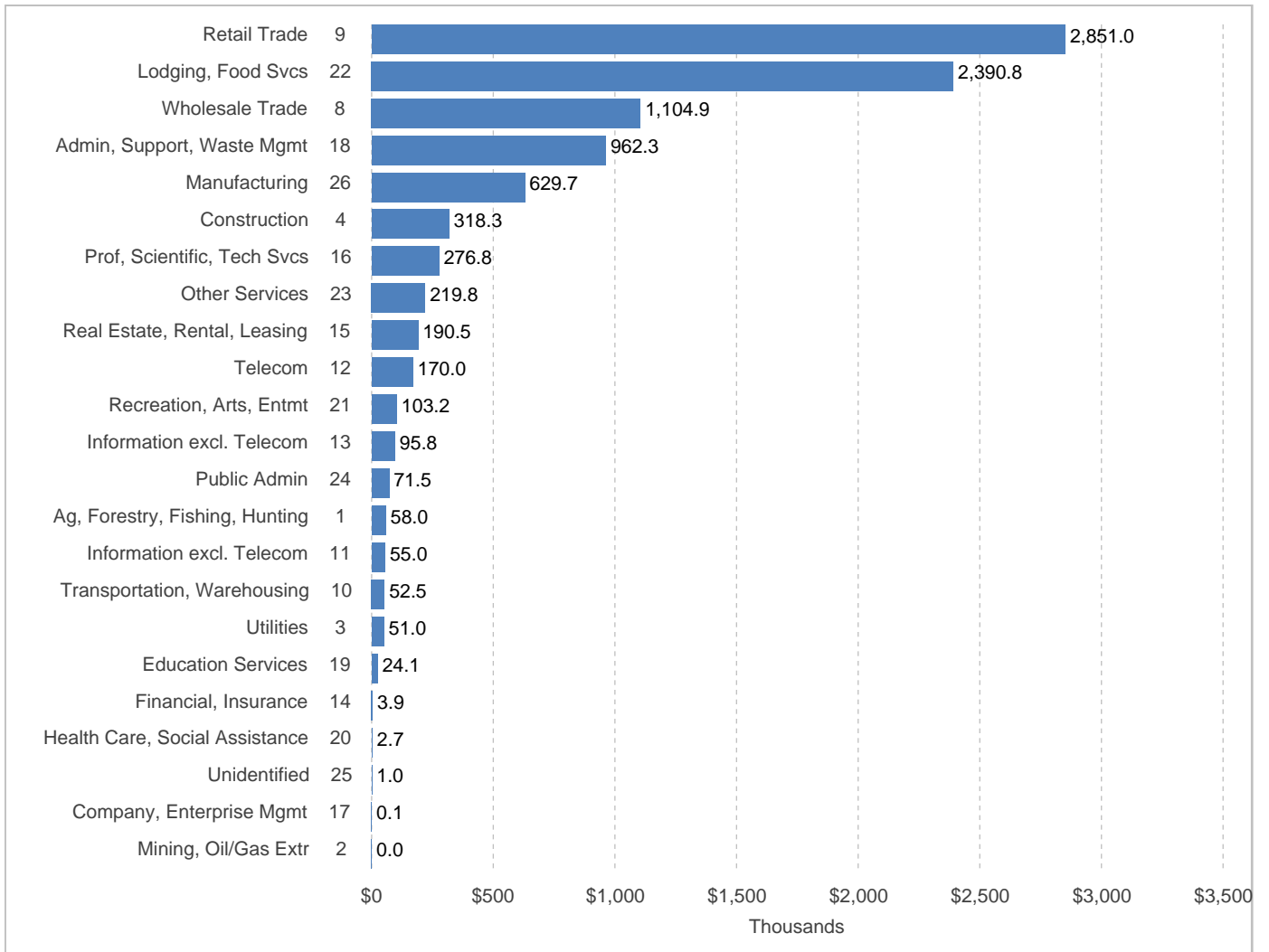
©2025 All Rights Reserved

## Travis Co Esd 3

## INDUSTRY SEGMENT SALES TAX RANK &amp; DISTRIBUTION

(Prior Fiscal Year + Current Fiscal Year-to-Date)

Apr-25

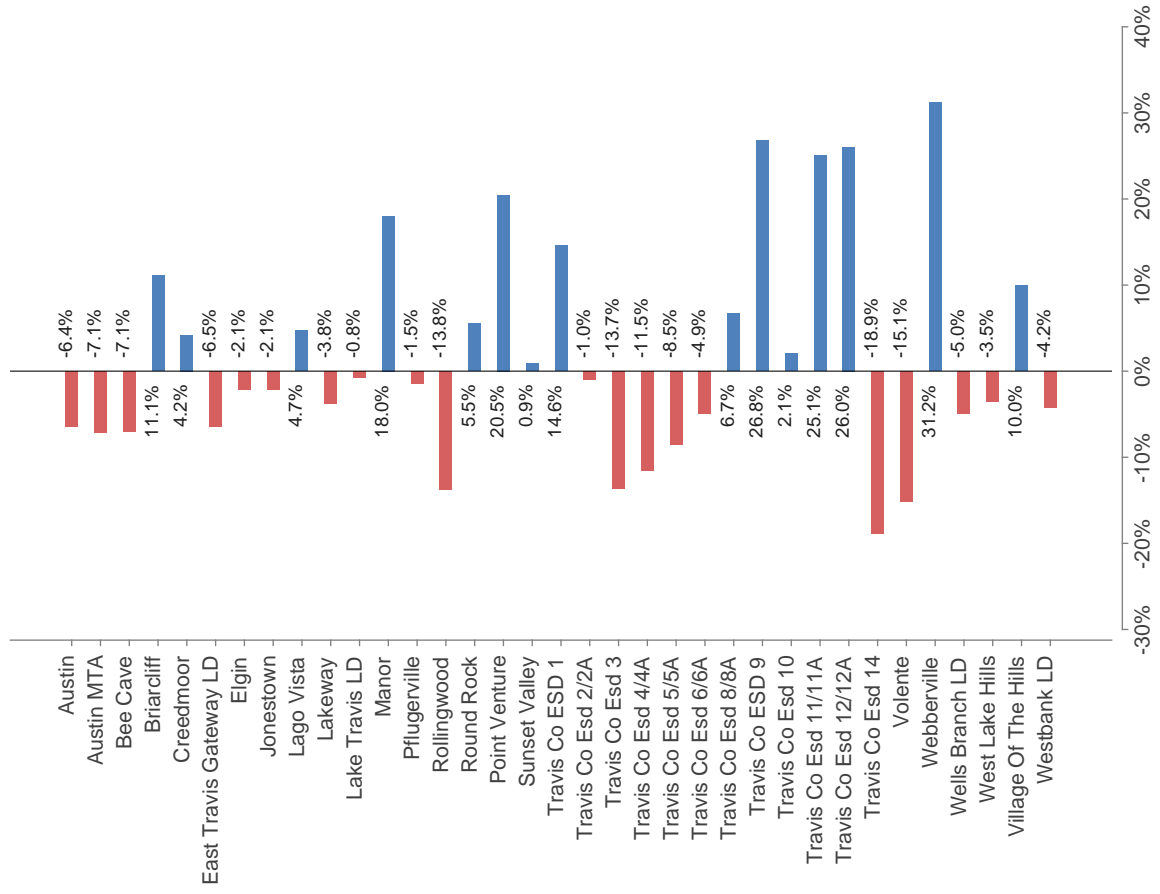




# SALES TAX TREND TRAVIS COUNTY Apr-25

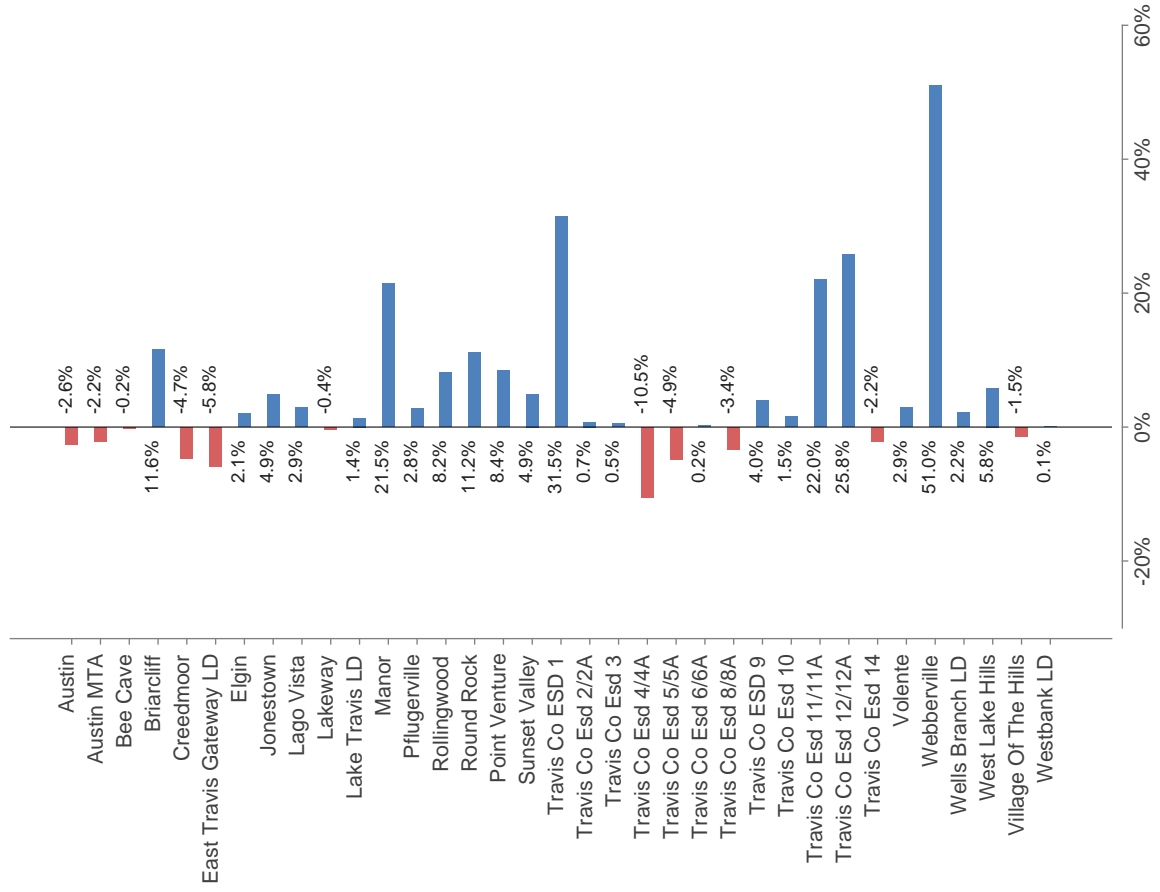
## SALES TAX CURRENT PERIOD COLLECTIONS

Current Month  
Yr/Yr Change



## SALES TAX CURRENT PERIOD COLLECTIONS

Calendar Yr-to-Date  
Yr/Yr Change



**NAICS KEY**

| <b>Code</b> | <b>Industry Segment</b>        |
|-------------|--------------------------------|
| 1           | Ag, Forestry, Fishing, Hunting |
| 2           | Mining, Oil/Gas Extr           |
| 3           | Utilities                      |
| 4           | Construction                   |
| 5           | Manufacturing                  |
| 6           | Included in Key No. 5          |
| 7           | Included in Key No. 5          |
| 8           | Wholesale Trade                |
| 9           | Retail Trade                   |
| 10          | Transportation, Warehousing    |
| 11          | Information excl. Telecom      |
| 12          | Telecom                        |
| 13          | Included in Key No. 11         |
| 14          | Financial, Insurance           |
| 15          | Real Estate, Rental, Leasing   |
| 16          | Prof, Scientific, Tech Svcs    |
| 17          | Company, Enterprise Mgmt       |
| 18          | Admin, Support, Waste Mgmt     |
| 19          | Education Services             |
| 20          | Health Care, Social Assistance |
| 21          | Recreation, Arts, Entmt        |
| 22          | Lodging, Food Svcs             |
| 23          | Other Services                 |
| 24          | Public Admin                   |
| 25          | Unidentified                   |

**Oak Hill Fire Department**  
**Travis County Emergency Services District #3**

**Station 301**  
**Circle Drive**  
**9211 Circle Drive**  
**Austin, Texas 78736**  
**512-288-5576**  
**Fax 512-288-5903**



**Station 302**  
**Barton Creek**  
**4111 Barton Creek**  
**Austin, Texas 78735**  
**Admin 512-288-5534**  
**Fax 512-288-5844**

---

**April 2025 Operations Report**

**Significant Events**

**March 4 (C) – Brush Fire – AutoAid Received (Westlake, Lake Travis) – 9624 Southwest Parkway**

[Truck 302] TK302 had a walk up from nature conservancy at Station 302 requesting a brush truck to extinguish smoldering wood chips. TK302 self-assigned as a public assist and arrived on scene off 9624 Southwest Parkway at the gate. TK302 staged on the roadway while BT302 entered the area led by personnel from the Conservancy. About 1/4 mile in from the road, we found the first area that was burning light grassy fuel. The area was about 200 ft by 200 ft with the wind carrying embers into an unburned area. I had BT302 move further into the area toward a second area burning which was another 200 ft by 200 ft area. TK302 Officer then made the decision to upgrade the alarm to a light brush alarm. I then requested a Tender and additional Brush Truck to be added to the light brush alarm. BAT302 was assigned and responding. As units began to arrive, they were assigned to different parts of the fire. BAT302 arrived and TK302 Officer gave a face-to-face update and we divided the fire ground up into Alpha Division with BT302, BT603, and TK302 Officer as Alpha Division Supervisor. BT302 was with BT903 in Zulu Division with BAT302 in charge of that Division. BAT302 assumed Command and TK302 Officer went to Alpha Division to continue putting the fire out. Nature Conservancy personnel arrived at Alpha Division and found another hot spot area. BT302 was bumped down to the second area and began to extinguish fire in an area with light grassy fuels. All burning areas remained within the black from an original prescribed burn. Water supply was set up at the road on Southwest Parkway with TEN301, E301, E903, and TK302. All crews continued to work the areas until everything was cold. TK302 Captain was picked up by personnel from Nature Conservancy to go up on Vireo Hill and get eyes on the entire area to make sure no additional fire started. TK302 Captain returned to the Alpha Division and continued to make sure the area was fully extinguished. After talking with Nature Conservancy personnel and Command, all units began to be demobilized from the scene. BT302 and TK302 cleared the scene. TK302 was told that around 2000 we needed to go back out to the area with BT302 to do a quick patrol. BT302 did that and used a TIC. BT302 found no heat or smoke and determined the areas were cold. BT302 lost three sections of hose due to damage; two sections from the booster hose and one section of 1-½" single jacketed wildland hose.

[Brush Truck 302] BT302 responded with TK302 to the Barton Creek Preserve to assist personnel from the Nature Conservancy with extinguishment of smoldering vegetation consisting mainly of light grass and mulch. Upon arrival, BT302 entered the preserve through the gate at 9624 Southwest Pkwy. BT302 was led into the property by Conservancy personnel to find multiple locations of smoldering fuels being carried toward unburned vegetation by high winds from the west. BT302 began placing a wet line along the eastern perimeter of the fire line on the northern side of the affected area working towards the south. A light brush alarm was requested by TK302 Captain and communications were moved to FTAC205 by Dispatch. BT302 continued to work the area moving further into the black to stop the spread of wind driven embers. Upon arrival of BAT302, BT302 was assigned to

Alpha Division. After the arrival of BT603, BT302 went to water supply that was set up on Southwest Pkwy to refill the tank. Upon return to Alpha Division, BT302 was directed to a new location a little further north by the Alpha Division Supervisor. BT302 continued to work on extinguishment along tree lines moving further into the burned area. After refilling the tank a second time, BT302 patrolled Alpha Division and cooled any additional hotspots with tag lines and hand tools. BT302 retrieved three sections of hose that suffered damaged during initial attack due to heat beneath smoldering areas of mulch and jagged rocks. BT302 was cleared from the scene after it was determined by Command that all areas were sufficiently cooled. BT302 returned to service.

[Battalion 302] BAT302 was dispatched to a light brush alarm to contain a fire that may have reignited from a prescribed burn from the prior week. While enroute, TK302 was already on scene and mentioned they had several small fires in a couple of different locations. On arrival, I didn't notice any heavy black smoke or heavy fire over the ridges. Due to the size of the property, topography, and nature of this particular fire, it wasn't obvious where the initial crews were working (BT301 and TK302 Officer). After entering the property gate, I advised only Brush Trucks to make entry and all bigger apparatus to stage on Southwest Parkway. After caravanning in to the location with the Nature Conservancy, BT301, and BT603, I made a "face to face" transfer of command from TK302's Officer. I then split the fireground into Alpha Division (TK302 Officer was assigned Alpha, and given BT302 and BT603), Zulu Division (BAT302 remained as Incident Command and Zulu with BT301 and BT903), and Water Supply (E301 and TEN301). The heavy wind coupled with the low humidity (red flag warning) allowed the numerous locations of seemingly innocuous white smoke from small patches of grass and shrubbery to catch fire in the black and advance the perimeter at times. The black was approximately 200 acres, in which at its peak, 25% was filled with the aforementioned fuels reburning. Both Alpha and Zulu used multiple tanks to contain the perimeter and work back into the black. After extinguishing all small patches, we decided to clear all units with a plan to come back with one Brush Truck at 1815 and again at 2000. The Brush Truck at 1815 noted a few hot spots they extinguished and cleared. The last Brush Truck sent said it was still out, no signs of fire.

[Engine 301] E301 self-assigned to a reported light brush alarm to escort TEN301 to the scene. On arrival, E301 LT was assigned water supply. A safe fill station was established in the median on Southwest Parkway. E301 coordinated the filling of brush trucks until cleared by command.

[Brush Truck 301] BT301 self-assigned to a grass fire. TK302 also requested other brush trucks. On arrival, we were instructed to monitor an approximate 4 acre area that had previously been burned from a prescribed burn. This area was smoldering and with the high winds had occasional flare-ups. BT301 dumped 4 tanks of water and continued monitoring the area until all hot spots were out cold. BT301 was then cleared by BAT302.

[Tender 301] TEN301 responded with E301 to a reported light brush alarm. TEN301 refilled brush trucks until cleared by Command.

#### March 8 (B) – Brush Fire – 4921 Amarra Dr

[Battalion 302] BAT302 self-assigned to a trash fire with TK302 and BT302. BAT302 self-assigned due to the caller had called Station 302 directly and reported seeing 20' flames in an area near Station 302. The Firefighter taking the call asked the caller to call 911 to get the appropriate area and resources dispatched. Personnel at the station went to the trucks to get ready for the call and see if any sign of smoke and fire. Dispatch toned out TK302 for a trash fire with call text showing no flames and only smoke. BT302 self-assigned and BAT302 self-

assigned. All units arrived at the dispatched location and found no sign of smoke or fire. Personnel walked around residential structures in the area and found on the back corner of the residence of the dispatched address an approximate 150 sq ft area of new mulch burning and smoldering at the corner of the residence. The fire was moving slowly but the winds were gusting and causing embers to blow downhill toward natural mixed vegetation. BAT302 requested TK302 and BT302 crew to bring down two Indian Packs and hand tools to stop the spread. BAT302 notified dispatch where the fire was located and what was burning and that fire personnel would be extinguishing. After the crew arrived with the requested items, a plan was started to access the location with hoselines off the Brush Truck. It took 400' of hose to reach the location with a combination of using two sections in the hose tray and two sections off the wild land pack. Crews applied foam and emptied BT302 and disconnected and refilled at a nearby hydrant. BAT302 used the TIC to check the area and found the first truck full of water had the area cooled down with very little hot spots. After three tanks of water applied and working the mulch with hand tools, BAT302 called it extinguished and crews began to break down equipment to clear off the call. BAT302 was able to get the phone number for the owner and made contact with them. The owner was thankful the fire was taken care of and asked if they needed to do anything. BAT302 asked them if they had sprinklers operational in the area and if so to turn them on. The owner said the sprinklers were set to run at night and would be on. TK302, BT302, and BAT302 cleared off the call and returned service.

March 15 (C) – Structure Fire – AutoAid Received (Austin, CE-Bar, Lake Travis) – 4104 Top of Texas Trl

[Truck 302] TK302 was dispatched to a reported box alarm in box 03-3702 on FireTac205. TK302 arrived on the scene and was assigned to Outside Truck and Outside Division. TK302 instructed crews to place ladders on the exterior of the structure. TK302 Officer walked up to the structure with fire still showing from the garage area. Crews began extinguishing the fire. TK302 did a 360, found the utilities with the gas shut off on the Bravo side, and it was turned off. I walked to the Delta side and found electrical panel and confirmed with Safety that it was turned off. TK302 made sure there were ladders on the Charlie side to the second floor and on the Alpha side second floor. TK302 did another 360 with a TIC to check the exterior for heat and fire. TK302 then set up a PPV fan on the Alpha front door and waited for Inside Division to call for ventilation. Inside Truck called for ventilation to start. Outside Division did another 360 to open door on the Charlie side of the structure. Command called for all crews to do a hot wash to talk about the fire. After hot wash, Command cleared all units except TK302 and E301. TK302 checked the structure for heat and hot spots and opened all the windows to better ventilate the structure. TK302 then helped out with some overhaul in the garage. TK302 found some minor heat around the garage door area and put some water on the affected area. After the Fire Marshal arrived on the scene, TK302 was cleared from the scene. TK302 cleared scene and returned to station for decon.

[Engine 301] ENG301 was third on scene of a working structure fire. On arrival, ENG301 found heavy fire showing from the Alpha / Delta corner; an attached garage. QNT603 was pulling a pre-connected line and had assumed fire attack. ENG37 was parked in front of Q603 and had assumed backup. E301 LT did a face to face with Q603 Captain and suggested he take inside truck, E37 fire attack, and E301 backup. Q603 Captain agreed and verbalized the change of assignments over the radio. E301 crew set up nursing operations and manned a 1-3/4" hand line to spray water into the garage. E37 was also spraying into the garage. It was obvious that gas cans were actively burning. After attacking the fire from the exterior, E301 was reassigned by Command to bring their hose interior to the second floor to investigate possible extension to a bathroom above the garage. E301 crew brought their hose inside and met with Q603, who was waiting to open up the wall in the bathroom until a hoseline was in place. The wall was opened and no fire was found. There was a shared void

space in the wall between the garage and the bathroom, so E301 crew sprayed water into the void to cool it down. E301 crew then backed out for rehab and bottle exchange. The fire was brought under control a short time later. E301 remained on scene during the Fire Marshal's investigation. When they were finished, E301 crew returned to the station to decon and get the truck back in service.

[Battalion 302] BAT302 was dispatched to a structure fire. Prior to my arrival, Q603 pulled a rack line and was in the Offensive mode as Fire Attack on a fully involved garage with one car inside and multiple gas cans reported. E37 showed up and was pulling an additional rack line to be back up. E301 arrived and met with Q603 and reassignments were given. I arrived on scene to find an approximately 6500 sq. ft. home with an attached garage. The attached garage was still fully involved. Assignments were as follows: BAT302 was IC, Q603 was Inside Truck/ Inside Division, E37 was Fire Attack, E301 was Back Up. As the rest of the compliment arrived, the following assignments were given: TK302 was Outside Truck / Outside Division, E1002 was RIC, and multiple units tagged hydrants nearby and nursed appropriately. While Inside Division did a primary search, they requested two handlines on the interior. One on the first floor interior to the Delta side (IC assigned E602), the other was for the 2nd floor bathroom above the garage (IC reassigned E301).

E37 was able to finish fully extinguishing the garage fire and Inside Division reported no evidence of extension to the rest of the house. Outside Truck / Outside Division was able to cut utilities and throw ladders. After the smoke cleared and readings were deemed safe for entry, the residents were allowed back in the house to grab a few personal items. Travis County Fire Marshal's Office was called to complete the investigation for cause and origin. All units cleared and returned to their station.

#### March 23 (A) – Structure Fire – AutoAid Given (Lake Travis) – 104 Whitley Dr

[Truck 302] TK302 arrived at a reported structure fire with initial units reporting fire already burning through the roof. TK302 arrived as the 2nd truck and was able to get a spot in front of the structure. Soon after TK302's arrival, Command declared that we would be transitioning to a Defensive mode and requested that TK302 get its aerial in place to flow master streams from the bucket. TK302 had two members get in the bucket and set up for fire attack while TK302 driver obtained a water supply from E37. As soon as Command was ready, TK302 began flowing from both master streams. The entire roof was now on fire. TK302 Officer was assigned Outside Division which he remained in that role for duration of the incident. The fire was a wind driven fire, so many handlines from various units were assigned exposure protection assignments to prevent spread to additional houses. TK302 continued to focus on the main body of fire with its master streams until fire was reduced to small hot spots. Handlines surrounding the house continued on hot spots while TK302 shut down its master streams and stowed the aerial while members rehabbed. Command began demobilizing units and instructed TK302 to gather equipment and clear when completed. TK302 put the truck back together and cleared to return to service.

[Battalion 302] BAT302 was dispatched to a structure fire as part of a second alarm compliment. On arrival, the operation was already shifted to a Defensive mode. I walked up to the Command Post and assisted with accountability of personnel and units as well as communications with bystanders, EMS, Fire, and Staging. BAT302 was cleared and returned to the station.

### **Aid Responses**

|                           | March     |           | 2025       |            |
|---------------------------|-----------|-----------|------------|------------|
|                           | Received  | Given To  | Received   | Given To   |
| Austin                    | 23        | 26        | 62         | 74         |
| Travis County ESD #1      | 0         | 0         | 0          | 0          |
| Pflugerville – TCESD #2   | 0         | 0         | 0          | 0          |
| Manchaca – TCESD #5       | 0         | 0         | 0          | 0          |
| Lake Travis FR – TCESD #6 | 3         | 6         | 6          | 11         |
| Pedernales – TCESD #8     | 0         | 0         | 0          | 4          |
| Westlake – TCESD #9       | 17        | 2         | 44         | 8          |
| CE-Bar – TCESD #10        | 1         | 0         | 2          | 2          |
| Travis County ESD #11     | 0         | 0         | 0          | 0          |
| Manor – TCESD #12         | 0         | 0         | 0          | 2          |
| Hays County               | 0         | 0         | 0          | 0          |
| <b>Total</b>              | <b>44</b> | <b>34</b> | <b>114</b> | <b>101</b> |

### **Operations**

|                               | March | 2025  |
|-------------------------------|-------|-------|
| Unscheduled OT Hours          | 773   | 1,408 |
| Sick and Vacation Hours Taken | 801   | 2,271 |
| Injuries                      | 0     | 0     |
| Injuries Lost Time Hours      | 0     | 7     |
| Volunteer Hours Contributed   | 20    | 53    |

### **Special Projects Status**

- We participated in the SAFE-D Third Tuesday event on April 15 and spent time checking in with all of the House Calendar Committee member offices as well as visiting some other offices in the House.
- Our annual Pancake Breakfast and Egg Hunt was held on Saturday, April 12, and was another huge success and very well attended.
- New Hire interviews are currently being conducted and we anticipate being back up to full staffing in the coming weeks.
- We met with one small neighborhood along with the Travis County Fire Marshal's Office to conduct a wildfire assessment. We spent time discussing Firewise strategies and potential improvements that could be made in the particular area. We also met with a Barton Creek resident who is helping to organize a committee to work toward a similar outcome in their area. We have provided contact information for the Texas A&M Forest Service to assist further as the size of the area to assess is beyond our internal capabilities.
- We participated in the CAPCOG Regional Wildfire Resilience Summit and spent the day learning about different aspects of wildfire preparedness and mitigation.
- Our Awards Banquet remains scheduled for the evening of Saturday, June 7, at Pecan Springs Ranch (in our District on Derecho Drive off of Highway 290).

Our 90<sup>th</sup> percentile response travel time this month was 9:32 for all incidents.

Our 50<sup>th</sup> percentile (median) response travel time this month was 5:02 for all incidents.

Our average response travel time this month was 5:42 for all incidents.

